

LONGWOOD

Winthrop Eagles

2023-24 Record: 17-14, 8-8 Big South
 2022-23 Final Record: 15-17, 10-8 Big South
 Head Coach: Mark Prosser (3rd season/7th overall)
 Winthrop/Career Record: 55-40/97-116
 Big South Record: 32-18
 Big South Tournament Record: 2-2



Longwood Lancers

2023-24 Record: 18-13, 6-10 Big South
 2022-23 Final Record: 20-12, 12-6 Big South
 Head Coach: Griff Aldrich (6th season)
 Longwood/Career Record: 106-85/same
 Big South Record: 57-47
 Big South Tournament Record: 4-4

WINTHROP

TIP-INS

- Eagles closed out the regular season with two straight losses for the first time since 2018
- Seeded 4th for the 3rd time in program history and hold a 4-1 record with that seed
- Winthrop finished 8-8 in the league and has now been .500 or better in league play 11 straight seasons (2nd longest streak of current members behind Gardner-Webb with 12)
- This is the first conference tournament matchup with Longwood since the 2022 Big South Title Game
- Winthrop coming off its first losing season since 2012-13 as it looks to bounce back
- Made the Big South Championship game in 2022, the third straight trip for the Eagles who have won two of the last three league titles
- Winthrop has won the Big South Conference Title three out of the past seven seasons (2016-17 / 2019-20 / 2020-21) and played for the title in four of the last seven

HOW THEY MATCHUP



78.0	Scoring	75.3
.465	FG%	.454
.341	3FG%	.332
7.4	3FGM PG	5.7
.702	FT%	.675
35.6	Rebounding	39.2
11.8	Assists	12.6
6.3	Steals	7.1
2.7	Blocks	2.6
12.9	Turnovers PG	12.7
71.5	Scoring Defense	68.3
.422	FG% Defense	.439
.315	3FG% Defense	.347
+1.6	Rebound Margin	+9.5
+0.6	Turnover Margin	+1.2
L2	W/L Streak	W1

GAME INFORMATION

Game 32: #5 Longwood vs. #4 Winthrop

Mar. 8, 2024 | 2:00 p.m. (EST)

High Point, N.C. | Qubein Center (3,095)

Radio: Winthrop Sports Network

Station:

94.3 FM | WGNC AM1450/101.1FM | ESPN730

Play-by-Play: Mike Pacheco

Analyst: Michael Jenkins

Television: ESPN+

Play-by-Play: Evan Lepler

Analyst: Sarah Jansen

---Series History vs. Longwood---

Overall..... 18-7

Last Meeting 2/10/24

Result Lost, 84-74

Current Streak L1

in Big South Tournament 2-1

Streak in Big South Tournament L1

In Overtime 2-1

Most Points (WIN).....95 (1/24/18)

Most Points (LWU).....92 (1/29/24)

Prosser vs. Longwood..... 2-4

Prosser vs. Longwood (Big South Tourney)... 0-1

2023-24 Schedule/Results

17-14, 8-8 Big South

NOVEMBER (5-3)

6	at Clemson (ACCNX)	L, 78-56
8	Brevard	W, 98-44
11	Drexel (Homecoming)	L, 74-72
17	+ vs. Holy Cross	W, 89-51
18	+ vs. IUPUI	W, 74-61
19	+ vs. Elon	W, 78-70
24	at Georgia (SECN+)	L, 78-69
28	Bob Jones	W, 90-49

DECEMBER (4-3)

2	at Coastal Carolina (ESPN+)	W, 90-87
5	Queens	W, 88-82
10	at Little Rock (ESPN+)	W, 85-68
16	at Xavier (FS1)	L, 75-59
19	at South Carolina (SECN+)	L, 72-62
22	at Florida State (ACCNX)	L, 67-61
29	Toccoa Falls	W, 113-62

JANUARY (5-3)

3	* Longwood	W, 68-60 (OT)
6	* at USC Upstate	W, 82-80 (OT)
10	* at Presbyterian College	W, 81-71
13	* Radford	W, 92-88 (3OT)
18	* UNC Asheville (ESPNU)	L, 82-77
20	* at Gardner-Webb	L, 79-74
24	* at Charleston Southern	W, 78-59
27	* High Point	L, 83-81

FEBRUARY (3-4)

3	* at UNC Asheville	L, 82-78
7	* Charleston Southern	W, 67-46
10	* at Longwood	L, 84-74
15	* at Radford (ESPNU)	W, 85-69
21	* Presbyterian College	L, 78-55
24	* USC Upstate	W, 83-74
28	* at High Point	L, 100-96 (OT)

MARCH (0-1)

2	* Gardner-Webb	L, 65-64
6-10	# Big South Tournament	TBD






+ (Played at Rock Hill Sports & Events Center - Rock Hill, SC)

* Big South Conference Game

Big South Tournament (Qubein Arena - High Point, N.C.)

All Games (EST)

PROBABLE STARTERS

				
10 JOHNSON Sr. ▶ Guard	11 HARRISON Sr. ▶ Guard	12 DOUCET Jr. ▶ Forward	33 CLAXTON Sr. ▶ Forward	4 TALFORD Sr. ▶ Forward
MIN. 27.8	MIN. 31.4	MIN. 24.1	MIN. 21.9	MIN. 26.9
PPG 10.5	PPG 11.6	PPG 12.6	PPG 3.0	PPG 14.3
RPG 3.5	RPG 2.9	RPG 4.4	RPG 3.6	RPG 5.6
APG 1.7	APG 3.7	APG 1.4	APG 0.7	APG 1.1
FG% 42.1	FG% 42.9	FG% 44.4	FG% 46.0	FG% 62.3
3FG% 35.8	3FG% 31.8	3FG% 35.7	FT% 59.6	FT% 69.1

Athletic Communications/MBB Contact
 Brett Redden - Asst. AD for Communications
 (803) 367-1649 / reddennb@winthrop.edu

2023-24 Winthrop Basketball Roster

NUMERICAL ROSTER

NO.	NAME	YR.	POS.	HT.	WT.	HOMETOWN/PREVIOUS SCHOOL
0	Sin'Cere McMahon	Sr.	G	6-1	167	Indianapolis, Ind./ Western Carolina
1	Isaiah Wilson	Sr.	G	6-1	180	Pittsburgh, Pa./ Richmond
2	Xavier McKelvy	So.	G	6-2	180	Charlotte, N.C./ United Faith Academy
3	Micheal Anumba	Gr.	G	6-4	220	Montecchio Emilia, Italy/ Loreto Sixth Form College
4	Kelton Talford	Sr.	F	6-7	195	Great Falls, S.C./ Great Falls H.S.
5	Yoro Diallo	R-Fr.	F	6-8	200	Cincinnati, Ohio/ Moeller H.S.
10	Nick Johnson	Sr.	G	6-4	205	Bronx, N.Y./ New Hampshire
11	Kasen Harrison	Sr.	G	6-2	190	Beaumont, Texas/ Lamar
12	K.J. Doucet	Jr.	F	6-7	230	Austell, Ga./ Fort Valley State
13	Clay Howard	Jr.	G	6-3	180	Aiken, S.C./ Aiken H.S.
14	Noah Van Bibber	Fr.	G	6-5	185	Debary, Fla./ Concord Academy
21	Henry Harrison	Fr.	G	5-11	175	Lewisburg, Pa./ Lewisburg H.S.
23	Michael Moore	So.	F	6-10	220	Hermitage, Pa./ IMG Academy.
33	Chase Claxton	Gr.	F	6-7	185	Greenville, S.C./ Legacy Early College
40	Alex Timmerman	Gr.	C	6-10	270	Crystal Lake, Ill./ Bucknell


COACHING STAFF

Head Coach—Mark Prosser (Marist, '02)
Assistant Coach—Tony Rack (Northern Kentucky, '12)
Assistant Coach—Ben Betts (Roanoke College, '90)
Assistant Coach—Mitchell Hill (Tennessee Tech, '15)
Director of Basketball Operations—Kaylin Johnson (Samford, '12)
Video Coordinator—Matt Erps (Winthrop, '18)
Graduate Assistant—Isaac Simpson (Peru State, '22)

PRONUNCIATION GUIDE

0-Sin'Cere McMahon SIN-SEER MICK-MAN
3-Micheal Anumba UH-NOOM-BUH
4-Kelton Talford TAL-FERD
5-Yoro Diallo YOR-OWE DEE-ALL-OH
12-K.J. Doucet DEW-SET

RADIO / TV PLAYER PHOTO CHART



Sin'Cere McMahon
G, 6-1, Sr.
Indianapolis, Md.



Isaiah Wilson
G, 6-1, Sr.
Pittsburgh, Pa.



Xavier McKelvy
G, 6-2, So.
Charlotte, N.C.



Micheal Anumba
G, 6-5, Gr.
Reggio Emilia, Italy



Kelton Talford
F, 6-7, Sr.
Great Falls, S.C.



Yoro Diallo
F, 6-8, R-Fr.
Cincinnati, Ohio



Nick Johnson
G, 6-4, Jr.
Bronx, N.Y.



Kasen Harrison
G, 6-2, Sr.
Beaumont, Texas



K.J. Doucet
F, 6-7, Jr.
Austell, Ga.



Clay Howard
G, 6-3, So.
Aiken, S.C.



Noah Van Bibber
G, 6-5, Fr.
Debary, Fla.



Henry Harrison
G, 5-11, Fr.
Lewisburg, Pa.



Michael Moore
F, 6-10, So.
Hermitage, Pa.



Chase Claxton
F, 6-7, Sr.
Greenville, S.C.



Alex Timmerman
C, 6-10, Gr.
Crystal Lake, Ill.



Cam Christy
G, 6-4, So.
Walton, Ky.



Mark Prosser
HEAD COACH



EAGLE EYE VIEW OF THE TEAM

WINTHROP SERIES HISTORY VERSUS LONGWOOD

- Winthrop and Longwood meet for the third time this season, 4th time in the Big South Tournament and 26th time overall
- The last meeting came on Feb. 10 in Farmville, Va. as the Eagles fell 84-74
- Winthrop trailed by as much as 18 in that game, pulled within five points with 1:28 to play
- In the first meeting of the season the Eagles won 68-60 in overtime
- Eagles and Lancers meet in the conference tournament for the first time since squaring off in the 2022 title game, a game Longwood won 79-58
- Winthrop is 2-1 against Longwood in the conference tournament, having won semifinal matchups in 2015 and 2021
- In 25 meetings all-time, the Eagles have scored 1,826 points (73.04 ppg) and Longwood has scored 1,609 points (64.36 ppg)

WINTHROP IN BIG SOUTH TOURNAMENT

- Fell in the first round of the 2023 conference tournament with a 78-69 loss to 3rd-seeded Radford
- Seeded 4th for the 3rd time in program history and hold a 4-1 when seeded 4th
- In 1988 the Eagles were the 4th seed and won three straight games on their way to the program's first ever Big South Conference championship
- Hold an all-time record of 55-25 and 29-17 when playing on a neutral court
- The 55 wins are the most by any other Big South program
- Have appeared in 18 Big South title games, the last time in 2022
- Eagles have won their opening game of the tournament in nine of the last 11 seasons
- Winthrop holds the record for the most Big South Championship (13) and consecutive wins in conference tournament play (12)

EAGLES IN BIG SOUTH

- Finished 8-8 in the league and alone in fourth place
- It was the first .500 finish since the 2008-09 team was 9-9 and just the 4th time in program history
- The Eagles have 11 straight seasons with a .500 or better record in league play
- Prior to this year the Eagles held a winning record for 10 straight years
- Eagles are 1-2 this season in games decided by 1-2 points
- Closed out the regular season with a last second loss to Gardner-Webb, 65-64
- In their last trip to the Qubein Center, the Eagles fell 100-96 at High Point in overtime, the first overtime lost in four games this season (also first road game in overtime)
- Overcame a 19-point second half deficit to force overtime before falling in the extra period
- This is the first season in program history the Eagles have played four overtime games during the conference regular season slate
- Started league play 4-0 for the first time since 2021-22 and the 4th time in the last five seasons
- It was the 8th 4-0 start in program history (in 2006-07 the Eagles went 14-0 in league play)
- After the 4-0 start, the Eagles were 4-8
- Took the first two league games with overtime victories against Longwood and at USC Upstate
- Attempted a season-high 42 free throws in the loss at Longwood, the most against a league foe since attempting 50 vs. Campbell on Dec. 30, 2020
- In three league losses the Eagles held double-digit leads (held 9 point lead at UNC Asheville in 2nd half)
- Lost an 18-point lead in the loss at Gardner-Webb, the largest blown lead vs. a league school since losing an 18-point advantage on Jan. 26, 2019 at PC (Lost 99-91)
- Lost a 17-point lead in the second half to High Point on Jan. 27 meeting
- Overcame an 11-point deficit to earn a 68-60 overtime win against Longwood in the conference opener
- It was the second straight rally from a double-digit vs. Longwood at home (19 down in 2021)
- Eagles opened league play with a 68-60 overtime victory against Longwood
- Only team to rank in the Top 3 in the Big South for scoring offense (3rd) and scoring defense (2nd)
- Have hit 10 threes in each of the last three games, but dropped the last game vs. Asheville
- Winthrop has won 29 of the last 32 games over league opponents when connecting on 10 or more triples
- The Eagles are 49-18 in conference play over the last four seasons and 64-21 over the last five
- Hold an all-time regular season league record mark of 350-239 (.594)
- The 350 victories are the most by any Big South member
- Have won 10 or more conference games for 10 straight seasons

TEAM NEWS

- Have lost back-to-back games to close out the regular season for the first time since 2017-18
- Coming off a last second loss to Gardner-Webb at home after falling 100-96 in overtime at High Point
- The 96 points were the 5th highest the Eagles have ever scored in a conference road contest
- It was the first overtime game on the road this season as the Eagles are now 3-1 this season in overtime games
- It is the most overtime games in a single-season since the team had four in 2016-17 (3-1 that season)
- Eagles had won the previous 10 games that had gone to overtime
- The loss at High Point ggave the Eagles a 3-4 record in the month of February, the first losing record in the month since 2012-13
- Hold an all-time mark of 124-92 in the month of November, 135-148 in the month of December, 252-185 in January and 230-152 in February
- Since 2016-17 the Eagles are 17-4 in home games during the month of November, 29-17 in December, 26-9 in January and 42-18 in February
- In the loss to High Point the Eagles tied a program record for a single-game with 50 free throw attempts
- It tied the 2020-21 team that had 50 on Dec. 30, 2020 vs. Campbell
- Have attempted 249 more free throws than opponents and have made (596) while opponents have attempted (600)
- Now averaging 27.4 free throw attempts, when no Eagle team in the history of the program has ever averaged more than 24.87 (1992-93 team)
- The 27.4 free throw attempts per game are 1st nationally (2nd in nation in free throws made - 596 / High Point first with 649)
- Eagles are shooting 70 percent from the foul line, opponents are shooting 75 percent
- The 596 made free throws are second all-time in program history, most of an Eagle team at the NCAA D1 level (50 shy of most all-time set by the 1980-81 squad in 39 games)
- The 849 free throw attempts are also second all-time in program history (82 shy of most all-time set by the 1980-81 squad in 39 games)
- Shooting .700 from the free throw line in home games while shooting .720 in road games
- In the loss to Presbyterian College on the Eagles managed just 19 second half points
- It was the fewest points the Eagles have scored in a second half since Nov. 22, 2022 when they had 18 vs. Southern Miss
- It was the fewest against a league opponent since Feb. 12, 2021 when the Eagles had 18 first half points at Radford
- The win over Radford in the ESPNU Wild Card game on Feb. 15 was the first win over an opponent other than Charleston Southern since defeating Radford 92-88 in triple overtime
- Winthrop held leads of 33 points over Charleston Southern in the first meeting and 31 in the meeting on Feb. 7
- It is the first time the Eagles had 30 or more point leads in multiple games vs. league opponents since doing so three times in 2020-21
- In the loss at Longwood the Eagles had 42 free throw attempts
- It was the first loss for the Eagles when attempting 40 or more free throws since Dec. 28, 2001 when they attempted 41 in a loss to George Mason (Had won previous 10 games with 40+ free throw attempts)
- Eagles have had seven league games where they've attempted 30 or more free throws (4-3 in those games)
- In the home loss to High Point the Eagles squandered a 17-point second half lead despite shooting 55 percent from the floor
- In three of the losses in conference play, the Eagles held the lead at halftime (+7 vs. UNC Asheville, +15 at Gardner-Webb and +12 vs. High Point)
- The losses to Asheville and Gardner-Webb were the first back-to-back losses when leading at halftime since the 2008-09 season (at ODU, vs. College of Charleston)
- The loss at Gardner-Webb was the first time under Mark Prosser the Eagles held a double-digit halftime advantage and lost
- Have lost two games this season while leading by 10 or more at halftime (17-2 when leading by 10+ at half under Prosser)
- Eagles played in three overtimes over the first four conference games (first time in program history with three overtime games over a four game span)
- It was the first back-to-back overtime games the Eagles have played since the 2015 conference season (vs. Longwood/vs. High Point)
- Eagles played a total of four overtime games in league play, the first time in program history
- In games through Mar. 3 the Eagles rank 48th nationally in bench scoring (25.55 per game)
- In games won, the Eagles receive 34.2 ppg from the bench and just 15.4 ppg in games lost
- Ended 2023 with a win over Toccoa Falls, scoring 113 points (8th most points scored in a single-game in program history)
- The win over Toccoa Falls gave the Eagles nine non-conference victories for the second time in three seasons
- As of games through Mar. 4, the non-conference D1 opponents for the Eagles have a combined record of 153-164
- Four of the Eagles non-conference opponents have 20 or more wins
- This is the program's 1,407th game as it holds an all-time record of 797-611
- In games won the Eagles are 333-of-464 (72%) at the foul line, while in losses they are 263-of-385 (68%)
- In the win over Coastal Carolina the Eagles posted 90 points for a second straight game, first time with back-to-back games scoring 90 or more since last year when they scored 101 vs. E. Michigan and 99 against Toccoa Falls
- In the win over Coastal the Eagles had 28 offensive rebounds, the most since grabbing 26 on Jan. 29, 2021 vs. UNC Asheville at home
- Secured a .500 or better record in the month of November for an 11th straight season
- Won five games in November, the most since the 2013-14 season (5)
- It is just the 8th time in program history the team won five games in November
- Started the month of December 3-0 for the first time since 2020-21 when the team opened the season 16-0

EAGLE EYE VIEW OF THE TEAM

- Entered the 2023-24 season the Eagles have a home winning percentage of .669, ranked 31st among D1 programs over the previous 10 seasons
- Eagles had a season-high 15 steals in the win over Brevard (Tied for 2nd among for most by a Big South member)
- The last time Winthrop had 15 or more steals in a game was Dec. 6, 2016 when it had 20 vs. Greensboro College
- Winthrop returns four starters, three players that have played a key role in the past as a starter or reserve and three transfers that are expected to make an immediate impact
- Eagles retained the bulk of its starting lineup led by Big South First Team All-Conference selection Kelton Talford as well as Chase Claxton, Kasen Harrison and Sin'Cere McMahon
- Voted to finish third in the Big South Conference Preseason Poll (1 first-place vote and just two total votes behind second-place Radford)
- Clemson was the first of four Power 5 road contests the Eagles face this season and the first of two opponents from the ACC
- The other meetings were at Georgia (Nov. 24), at South Carolina (Dec. 19) and at Florida State (Dec. 22)
- Winthrop has 10 or more threes in 36 games in the Prosser Era (Hold a 28-8 record in those 36 contests)
- Over the last three seasons Winthrop is 78-12 when leading at the half (136-23 since the start of the 2015-16 season/150-32 since the 2014-15 season)
- In the last 11 seasons the Eagles are 171-26 when leading at the half, 44-89 when trailing and 10-4 when tied
- In Big South contests since 2013-14, the Eagles are 116-16 when leading at the half, 34-40 when trailing and 7-3 when tied
- In the last 197 victories, the Eagles have won by double-figures in 121 of them (61%)
- Over the last 11 seasons Winthrop is 160-61 when attempting 20 or more free throws, 45-12 when attempting 30 or more, 7-2 when attempting 40 or more and 1-1 when attempting 50-plus
- During that same time span, Winthrop is 77-71 when it has less than 20 free throw attempts
- Have won seven of the last 10 games attempting 30
- In the last 11 seasons Winthrop is 74-11 when making 10 or more threes and attempting 20 or more free throws in same game
- Since 2012-13 the Eagles have more wins than any other Big South Conference school (239), 33 more than the next team (UNC Asheville -206)

TEAM STREAKS

- Have hit at least one three-point basket in 380 consecutive games
- Seven straight seasons averaging 8.6 three-pointers per game or more as a team
- Have at least one block in 30 straight games
- Now have 12 straight seasons with 10 or more home wins

LOOKING BACK AT 2022-23

- Winthrop suffered its first losing season since 2012-13, finishing the 2022-23 campaign 15-17
- Battled through a number of injuries that started with the loss of four-year starter Michael Anumba in the preseason
- That led to 11 different starting lineups throughout the season
- Offensively the Eagles averaged 73.8 ppg, the lowest scoring average since 2014-15 and allowed the most points (74.3 ppg) since 2018-19
- When the Eagles scored at least 70 points, they held a record of 14-5
- Eagles dropped their opening game of the Big South Conference Tournament with a quarterfinals loss to Radford (78-69)
- Finished the season with 283 three-pointers, the sixth most made in a single-season in program history (averaged 8.84 per game)
- The 8.84 threes per game ranked 39th nationally and led the Big South Conference
- For the first time since 2016-17 the team had more turnovers than assists (366-447)
- Led the Big South in free throw percentage (.739), which was the third best in program history for a single-season

HEAD COACH MARK PROSSER

- In his third season as head coach of the Eagles and 7th season overall as a head coach
- He became the 7th head coach in program history and joined all previous head coaches in winning their first game coaching the Eagles
- Coached his 200th game and earned his 50th victory at Winthrop on Jan. 10 and earned an 81-71 road win
- Mark Prosser is coaching in his 205th game (177th at NCAA D1 level)
- Led the Eagles to 23 wins in 2021-22, the most by any first-year head coach in program history
- Prosser joined Steve Vacendak, Gregg Marshall and Randy Peele as the only coaches to start their Winthrop career 2-0
- Became 1-of-3 Winthrop coaches to win their first Big South Conference regular season game and to start 2-0 (Dan Kenney/Gregg Marshall) and just Prosser and Marshall began their Big South career 5-0
- First Winthrop coach to reach at least 11 league wins in first season at the helm (finished with 14)
- Guided the team to its first ever win over a PAC 12 opponent with an 82-74 win at Washington (11/27/21)
- Came to the Eagles after three years as head coach of Western Carolina
- In his second season with the Catamounts he and his staff put together the nation's second biggest turnaround in D1 men's basketball (12-win improvement)
- Spent six seasons at Winthrop as an Associate Head Coach (Assistant coach - 1st year)
- Holds a career record of 97-116 (92-93 at the NCAA D1 level)
- Graduated from Marist and then became a student assistant three seasons before joining the staff at Wofford as an assistant coach in 2002-03
- After one season he became an assistant coach at Bucknell (2003-08)
- While at Bucknell, the Bison upset Kansas in the 2005 NCAA Tournament
- Returned to Wofford as an assistant coach in 2008 where he remained until taking the head coaching job at Brevard College in 2011-12
- After one season he left Brevard to join the Winthrop coaching staff

CURRENT BIG SOUTH MEMBERS

(ranked by overall wins)		Since (2012-13)		2023-24	2023-24
School	Overall	Big South	Overall	Big South	
Winthrop	241-134	131-64	17-14	8-8	
Gardner-Webb	208-177	113-77	16-15	11-5	
UNC Asheville	207-169	116-69	20-11	12-4	
Radford	205-173	114-75	15-16	5-11	
High Point	190-177	107-81	24-7	13-3	
Longwood	182-237	80-128	18-13	6-10	
USC Upstate**	143-206	28-54	10-19	5-11	
Presbyterian College	118-255	53-150	14-17	6-10	
Charleston Southern*	103-241	51-123	10-19	6-10	

(Game Through 3/2/24)

* Charleston Southern had 51 wins (31 conference wins and 3 conference tournament wins vacated)

** USC Upstate overall record from 2012-13 - 2017-18 in Atlantic Sun Conference



at Clemson - Kasen Harrison
 Brevard - K.J. Doucet
 Drexel - Nick Johnson
 Holy Cross - Noah Van Bibber
 IUPUI - Kelton Talford
 Elon - Sin'Cere McMahon
 at Georgia - Kelton Talford
 Bob Jones - Alex Timmerman
 at Coastal Carolina - Alex Timmerman/K.J. Doucet
 Queens - Xavier McKelvy
 at Little Rock - K.J. Doucet
 at Xavier - Nick Johnson
 at South Carolina - Kelton Talford
 at Florida State - Kelton Talford
 Toccoa Falls - Yoro Diallo
 Longwood - Nick Johnson
 at USC Upstate - Micheal Anumba
 at Presbyterian - Chase Claxton
 Radford - Kelton Talford
 UNC Asheville - Kelton Talford
 at Gardner-Webb - Kelton Talford
 at Charleston Sou. - K.J. Doucet
 High Point - Kasen Harrison
 at UNC Asheville - Kasen Harrison
 Charleston Sou. - Sin'Cere McMahon
 at Longwood - Kasen Harrison
 at Radford - K.J. Doucet
 Presbyterian - Kelton Talford
 USC Upstate - Micheal Anumba
 at High Point - Kasen Harrison
 Gardner-Webb - Kelton Talford

AN EAGLES WIN WOULD...

- Be a league-best 56th tournament win all-time
- Make the Eagles 5-1 all-time as the four seed
- Give Winthrop 18 wins in a season for the 21st time
- Be the league best 351st Big South regular season win
- Give Prosser his 98th career win and 93rd win as an NCAA D1 coach
- Give the program 798 victories all-time
- Be the 658th all-time at the NCAA D1 level

WINTHROP

All-Time Head Coaches (Wins)

Coach	Wins	Losses	Pct.
Gregg Marshall	194	83	.700
Pat Kelsey	186	95	.663
Nield Gordon	160	100	.615
Randy Peele	77	82	.484
Steve Vacendak	74	98	.430
Mark Prosser	55	40	.579
Dan Kenney	51	113	.331

Winthrop Big South Tournament History

<u>Date</u>	<u>Location</u>	<u>Opponent/Result</u>	<u>Tournament Record</u>
Mar. 3, 1986	Savannah, GA	(2) Winthrop 76, (7) Armstrong State 72 (OT)	1-0
Mar. 4, 1986		(3) Augusta 87, (2) Winthrop 79	1-1
Feb. 26, 1987	Savannah, GA	(4) Radford 71, (5) Winthrop 69	1-2
Mar. 3, 1988	Rock Hill, SC	(4) Winthrop 63, (5) UNC Asheville 58	2-2
Mar. 4, 1988		(4) Winthrop 75, (1) Coastal Carolina 40	3-2
Mar. 5, 1988		(4) Winthrop 71, (3) Radford 56	4-2
Mar. 2, 1989	Rock Hill, SC	(6) Winthrop 81, (3) Charleston Southern 68	5-2
Mar. 3, 1989		(2) Campbell 78, (6) Winthrop 55	5-3
Mar. 1, 1990	Rock Hill, SC	(4) Winthrop 61, (5) Charleston Southern 53	6-3
Mar. 2, 1990		(1) Coastal Carolina 62, (4) Winthrop 49	6-4
Feb. 28, 1991	Anderson, SC	(4) Davidson 63, (5) Winthrop 48	6-5
Mar. 5, 1992	Anderson, SC	(1) Radford 80, (8) Winthrop 54	6-6
Mar. 3, 1993	N. Charleston, SC	(8) Winthrop 101, (9) UNC Asheville 87	7-6
Mar. 4, 1993		(8) Winthrop 83, (1) Towson State 79	8-6
Mar. 5, 1993		(8) Winthrop 87, (5) Radford 69	9-6
Mar. 6, 1993		(2) Coastal Carolina 78, (8) Winthrop 65	9-7
Mar. 4, 1994	N. Charleston, SC	(2) Campbell 79, (7) Winthrop 71	9-8
Mar. 3, 1995	Lynchburg, VA	(1) UNC Greensboro 75, (8) Winthrop 51	9-9
Feb. 29, 1996	Lynchburg, VA	(3) UNC Asheville 69, (6) Winthrop 61	9-10
Feb. 26, 1997	Lynchburg, VA	(2) Liberty 83, (7) Winthrop 69	9-11
Feb. 25, 1998	Lynchburg, VA	(3) UMBC 67, (6) Winthrop 55	9-12
Feb. 26, 1999	Asheville, NC	(1) Winthrop 70, (4) Charleston Southern 61	10-12
Feb. 27, 1999		(1) Winthrop 86, (2) Radford 74	11-12
Mar. 3, 2000	Asheville, NC	(2) Winthrop 90, (6) Charleston Southern 65	12-12
Mar. 4, 2000		(2) Winthrop 75, (4) UNC Asheville 62	13-12
Mar. 2, 2001	Roanoke, VA	(2) Winthrop 67, (6) Liberty 62 (2OT)	14-12
Mar. 3, 2001		(2) Winthrop 67, (1) Radford 65 (OT)	15-12
Feb. 28, 2002	Roanoke, VA	(1) Winthrop 66, (8) Liberty 59	16-12
Mar. 1, 2002		(1) Winthrop 77, (5) Elon 66	17-12
Mar. 2, 2002		(1) Winthrop 70, (7) High Point 48	18-12
Mar. 4, 2003	Higher Seeds (Rock Hill, SC)	(1) Winthrop 80, (8) High Point 64	19-12
Mar. 7, 2003	Lynchburg, VA	(5) UNC Asheville 81, (1) Winthrop 80 OT	19-13
Mar. 2, 2004	Higher Seeds (Rock Hill, SC)	(6) UNC Asheville 49, (3) Winthrop 46	19-14
Mar. 1, 2005	Higher Seeds (Rock Hill, SC)	(1) Winthrop 74, (8) Coastal Carolina 62	20-14
Mar. 3, 2005		(1) Winthrop 78, Birmingham-Southern 64	21-14
		(1) Winthrop 68, (7) Charleston Southern 46	22-14
Feb. 28, 2006	Higher Seeds (Rock Hill, SC)	(1) Winthrop 93, (8) Liberty 52	23-14
Mar. 2, 2006		(1) Winthrop 77, (5) High Point 65	24-14
Mar. 4, 2006		(1) Winthrop 51, (2) Coastal Carolina 50	25-14
Feb. 27, 2007	Higher Seeds (Rock Hill, SC)	(1) Winthrop 72, (8) Charleston Southern 42	26-14
Mar. 1, 2007		(1) Winthrop 79, (5) UNC Asheville 60	27-14
Mar. 3, 2007		(1) Winthrop 84, (6) VMI 81	28-14
Mar. 4, 2008	Higher Seeds (Rock Hill, SC)	(2) Winthrop 76, (7) Radford 45	29-14
Mar. 6, 2008	Highest Seed (Asheville, NC)	(2) Winthrop 61, (3) High Point 53	30-14
Mar. 8, 2008		(2) Winthrop 66, (1) UNC Asheville 48	31-14
Mar. 3, 2009	Higher Seeds (Asheville, NC)	(4) UNC Asheville 76, (5) Winthrop 68	31-15
Mar. 2, 2010	Higher Seeds (Rock Hill, SC)	(3) Winthrop 80, (6) Liberty 72	32-15
Mar. 4, 2010	Highest Seed (Conway, SC)	(3) Winthrop 61, (2) Radford 46	33-15
Mar. 6, 2010		(3) Winthrop 64, (1) Coastal Carolina 53	34-15
Mar. 1, 2011	Higher Seeds (Lexington, VA)	(4) VMI 78, (5) Winthrop 73	34-16
Feb. 29, 2012	Asheville, NC	(6) Winthrop 71, (3) Campbell 55	35-16
Mar. 1, 2012		(7) VMI 75, (6) Winthrop 55	35-17
Mar. 5, 2013	Conway, SC	(5S) Winthrop 68, (4N) Radford 58 OT	36-17
Mar. 7, 2013		(1S) Charleston Southern 54, (5S) Winthrop 47	36-18
Mar. 5, 2014	Conway, SC	(4S) Winthrop 77, (5N) Liberty 65	37-18
Mar. 7, 2014		(4S) Winthrop 62, (1N) High Point 60	38-18
Mar. 8, 2014		(4S) Winthrop 80, (2S) UNC Asheville 79	39-18
Mar. 9, 2014		(1N) Coastal Carolina 76, (4S) Winthrop 61	39-19
Mar. 6, 2015	Conway, SC	(5) Winthrop 67, (4) Radford 66	40-19
		(5) Winthrop 71, (9) Longwood 58	41-19
		(3) Coastal Carolina, 81, (5) Winthrop 70	41-20
Mar. 4, 2016	Buies Creek, NC	(2) Winthrop 67, (10) Presbyterian College 53	42-20
Mar. 5, 2016		(2) Winthrop 82, (6) Gardner-Webb 69	43-20
Mar. 6, 2016		(4) UNC Asheville 77, (2) Winthrop 68	43-21
Mar. 2, 2017	Rock Hill, SC	(1) Winthrop 92, (8) Charleston Southern 78	44-21
Mar. 3, 2017		(1) Winthrop 80, (4) Gardner-Webb 77 OT	45-21
Mar. 5, 2017		(1) Winthrop 76, (7) Campbell 59	46-21
Mar. 1, 2018	Asheville, NC	(3) Winthrop 72, (6) Gardner-Webb 68	47-21
Mar. 2, 2018		(2) Radford 61, (3) Winthrop 52	47-22
Mar. 7, 2019	Buies Creek, NC	(6) Charleston Southern 77, (3) Winthrop 63	47-23
Mar. 5, 2020	Radford, Va.	(2) Winthrop 106, (7) USC Upstate 70	48-23
Mar. 6, 2020		(2) Winthrop 78, (3) Gardner-Webb 66	49-23
Mar. 8, 2020	Rock Hill, SC	(2) Winthrop 76, (5) Hampton 68	50-23
Mar. 1, 2021	Rock Hill, SC	(1) Winthrop 83, (8) High Point 53	51-23
Mar. 4, 2021		(1) Winthrop 82, (5) Longwood 61	52-23
Mar. 7, 2021		(1) Winthrop 80, (3) Campbell 53	53-23
Mar. 4, 2022	Charlotte, N.C.	(2) Winthrop 68, (7) High Point 51	54-23
Mar. 5, 2022		(2) Winthrop 76, (3) Gardner-Webb	55-23
		(1) Longwood 79, (2) Winthrop 58	55-24
Mar. 3, 2023	Charlotte, N.C.	(3) Radford 78, (6) Winthrop 69	55-25

RECORD WHEN WINTHROP SCORES...

100-plus: 2-0
90-99: 3-0
80-89: 13-1
70-79: 20-4
60-69: 16-9
50-59: 1-7
40-49: 0-4

Games Decided By...

1-point: 3-1
2-points: 2-1
1-5: 12-3
6-10: 9-8
11-19: 23-8
20-plus: 11-5

When Playing A Tournament Game In...

South Carolina: 35-10
North Carolina: 12-7
Virginia: 7-6
Georgia: 1-2

Winthrop Big South Tournament History

Winthrop All-Time Record vs. Opponent In Big South Tournament

	<u>Overall</u>	<u>1st Rnd/Qtrs</u>	<u>Semis</u>	<u>Title Game</u>
Armstrong State	1-0	1-0	0-0	0-0
Augusta	0-1	0-0	0-1	0-0
Birmingham-Southern	1-0	0-0	1-0	0-0
Campbell	3-2	1-1	0-1	2-0
Charleston Southern	7-2	4-2	2-0	1-0
Coastal Carolina	4-4	1-0	1-1	2-3
Davidson	0-1	0-1	0-0	0-0
Elon	1-0	0-0	1-0	0-0
Gardner-Webb	5-0	1-0	4-0	0-0
Hampton	1-0	0-0	0-0	1-0
High Point	7-0	4-0	2-0	1-0
Liberty	5-1	4-1	1-0	0-0
Longwood	2-1	0-0	2-0	0-1
Presbyterian College	1-0	1-0	0-0	0-0
Radford	8-4	3-3	2-1	3-0
Towson State	1-0	1-0	0-0	0-0
UMBC	0-1	0-1	0-0	0-0
UNC Asheville	6-5	2-3	2-1	2-1
UNC Greensboro	0-1	0-1	0-0	0-0
USC Upstate	1-0	1-0	0-0	0-0
VMI	1-1	0-1	0-1	1-0
	55-24	24-15	18-6	13-4

Winthrop Record In Big South Tournament By Seeding

<u>1</u>	<u>2</u>	<u>3</u>	<u>4</u>	<u>4(s)</u>	<u>5</u>	<u>5(s)</u>	<u>6</u>	<u>7</u>	<u>8</u>
21-1	15-3	4-3	4-1	3-1	2-5	1-1	2-5	0-2	3-3

All-Time Eagles All-Tournament Honors

All-Tournament Team (Year)

Allen Washington (1986)
 Shaun Wise (1988)
 John Weiss (1988)
 Greg Washington (1988, 89)
 George Henson (1990)
 Eddie Gay (1993)
 Mark Hailey (1993)
 Heson Groves (1999)
 Tyson Waterman (1999, 2000)
 Greg Lewis (2000, 02)
 Robbie Waldrop (2000)
 Tyrone Walker (2001)
 Derrick Knox (2001)
 Pierre Wooten (2002)
 Torrell Martin (2005, 06)
 James Shuler (2005)
 Chris Gaynor (2006, 08)
 Craig Bradshaw (2006, 07)
 Michael Jenkins (2007, 08)
 Andy Buechert (2008)
 Mantoris Robinson (2010)
 Reggie Middleton (2010)
 Matt Morgan (2010)
 Keon Moore (2014, 2015)
 Keon Johnson (2017)
 Xavier Cooks (2017)
 Adam Pickett (2018)
 Josh Ferguson (2020)
 Hunter Hale (2020)
 Chandler Vaudrin (2021)
 Charles Faldin (2021)
 D.J. Burns Jr. (2021)
 Cory Hightower (2022)

Tournament Most Valuable Player

John Weiss (1988)	Heson Groves (1999)
Greg Lewis (2000, 02)	Torrell Martin (2005, 06)
Craig Bradshaw (2007)	Michael Jenkins (2008)
Mantis Robinson (2010)	Keon Johnson (2017)
Hunter Hale (2020)	Chandler Vaudrin (2021)

TOURNAMENT RECORD ON THIS DAY...

Feb. 25	0-1
Feb. 26	1-2
Feb. 27	2-0
Feb. 28	2-1
Feb. 29	1-1
Mar. 1	6-2
Mar. 2	7-3
Mar. 3	7-4
Mar. 4	10-2
Mar. 5	9-2
Mar. 6	4-2
Mar. 7	3-3
Mar. 8	3-1
Mar. 9	0-1

WINTHROP BSC TOURNAMENT TEAM TOP PERFORMANCES

Most Points (Single-Game)

106	vs. Upstate, 3-5-20
101	vs. UNCA, 3-3-93
93	vs. LU, 2-28-06
92	vs. CSU, 3-2-17
90	vs. CSU, 3-3-00

Total Points (Tournament)

336	(1993-4 games)
280	(2014-4 games)
260	(2020-3 games)
248	(2017-3 games)
235	(2007-3 games)

Most Points Allowed (Single-Game)

87	vs. UNCA (1993)
	vs. Augusta (1986)
83	at LU (1997)
81	vs. UNC Asheville (2003)
	vs. VMI (2007)

Total Points Allowed (Tournament)

313	1993
280	2014
205	2015
183	2007
173	2002

Fewest Points Scored (Single-Game)

46	vs. UNCA (2004)
47	vs. CSU (2013)
48	vs. UNCA (2008)
	vs. HPU (2003)
	vs. CSU (2004)
	vs. Davidson (1991)

Fewest Points Allowed (Game)

40	vs. CCU (1988)
42	vs. CSU (2007)
45	vs. RU (2010)
46	vs. CSU (2005)
48	vs. UNCA (2008)
	vs. HPU (2003)
	vs. CSU (2004)

Largest Margin Victory

+41	vs. LU (93-52), 2-28-06
+36	vs. Upstate, 3-5-21
+35	vs. CCU (75-40), 3-4-88
+31	vs. RU (76-45), 3-4-08
+30	vs. CSU (72-42), 2-27-07

Largest Margin Defeat

-26	vs. RU (80-54), 3-5-92
-24	vs. UNCG (75-51), 3-3-95
-23	vs. Campbell (78-55), 3-3-89
-21	vs. Longwood (89-58), 3-6-22
-20	vs. VMI (75-55), 3-1-12

Most Points 1st Half

54	vs. Upstate, 3-5-21
48	vs. UNCA, 3-8-14
44	vs. HPU, 3-4-03
43	vs. Towson St., 3-4-93
42	vs. CSU, 2-27-07
	vs. BSC, 3-3-05
	vs. Campbell, 3-4-94

Most Points 2nd Half

61	vs. UNCA, 3-3-93
56	vs. RU, 2-27-99
53	vs. GWU, 3-5-16
	vs. LU, 2-28-06
52	vs. Upstate, 3-5-21

Most Points Allowed 1st Half

45	vs. UNCA, 3-3-09
43	vs. UNCG, 3-2-95
42	vs. UNCA, 3-8-14
41	vs. UNCA, 2-29-96
	vs. UNCA, 3-3-93

Most Points Allowed 2nd Half

48	vs. Campbell, 3-2-89
47	vs. CSU, 3-2-17
	vs. VMI, 3-1-11
	vs. Towson St., 3-4-93
46	vs. LU, 2-26-97
	vs. UNCA, 3-3-93

Fewest Points 1st Half

13	vs. Campbell, 3-2-89
18	vs. HPU, 3-6-08
	vs. UMBC, 2-25-98
	vs. Davidson, 2-28-91
	vs. UNCA, 3-3-87

Fewest Points 2nd Half

18	vs. RU, 3-2-18
21	vs. UNCA, 3-2-04
23	vs. RU, 3-5-13
	vs. UNCA, 2-29-96
24	vs. CCU, 3-4-06

Fewest Points Allowed 1st Half

18	vs. UNCA, 3-8-08
	vs. HPU, 3-6-08
	vs. CCU, 3-4-06
19	vs. PC, 3-4-16
20	vs. UNCA, 3-2-04
	vs. LW, 3-7-15

Fewest Points Allowed 2nd Half

18	vs. CSU, 2-27-07
	vs. CCU, 3-3-88
21	vs. CSU, 3-5-05
22	vs. RU, 3-4-08
24	vs. LU, 2-28-06

Most Field Goals Made (Single-Game)

38	vs. Upstate, 3-5-21
35	vs. LU, 2-28-06
33	vs. Towson St., 3-4-93
	vs. Augusta, 3-4-86
	vs. UNCA, 3-3-93

Best Field Goal Percentage (Single-game)

.653	vs. CSU (32-49), 2-26-89
.627	vs. Campbell (32-51), 3-7-21
.603	vs. Upstate (38-63), 3-5-21
.592	vs. CCU (29-49), 3-3-88
.580	vs. UNCA, 3-8-14 (29-50)

Most Free Throws Made (Single-Game)

32	vs. Elon, 3-1-02
29	vs. GWU, 3-5-22
27	vs. UNCA, 3-3-93
26	vs. UNCA, 3-3-88
25	vs. GWU, 3-5-16
	vs. HPU, 3-4-03

Most Free Throw Attempts (Single-Game)

40	vs. Elon, 3-1-02
36	vs. UNCA, 3-3-93
	vs. UNCA, 3-3-88
35	vs. Birmingham-Sou., 3-3-05
	vs. HPU, 3-4-03
	vs. RU, 3-5-93

Free Throw Percentage (Single-Game)

1.000	vs. LU, 3-5-14 (21-21)
.900	vs. Campbell, 3-7-21 (9-10)
.857	vs. RU, 3-6-15 (18-21)
.833	vs. GWU, 3-5-16 (25-30)
.828	vs. RU, 2-27-99 (24-29)
.818	vs. RU, 3-3-01 (18-22)

Most 3pt-FG Made (Single-Game)

16	vs. Upstate, 3-5-21
14	vs. CSU, 3-2-17
12	vs. HPU, 3-1-21
	vs. GWU, 3-1-18
	vs. VMI, 3-3-07

Most Assists (Single-Game)

24	vs. HPU, 3-1-21
	vs. Liberty, 2-28-06
21	vs. VMI, 3-3-07
20	vs. Radford, 3-4-08
19	vs. CCU, 3-6-93
	vs. CSU, 3-2-89
	vs. CCU, 3-3-88

Most Steals (Single-Game)

12	vs. CSU, 3-5-05
	vs. RU, 3-5-92
11	vs. RU, 3-3-01
10	vs. HPU, 3-6-08
	vs. Upstate, 3-5-21

Most Rebounds (Single-Game)

53	vs. HPU, 3-1-21
50	vs. RU, 3-4-08
	vs. UNCA, 3-3-93
47	vs. Upstate, 3-5-21
46	vs. Elon, 3-1-02
	vs. LU, 3-2-01

Most Offensive Rebounds (Single-Game)

21	vs. UNCA, 2-29-96
19	vs. LU, 3-2-01
18	vs. HPU, 3-1-21
	vs. UNCA, 3-7-03
	vs. UNCG, 3-2-95

Most Blocks (Single-Game)

9	vs. GWU, 3-3-17
8	vs. PC, 3-4-16
	vs. HPU, 3-6-08
	vs. LU, 2-28-02
7	vs. UNCA, 3-7-03

WINTHROP BSC TOURNAMENT INDIVIDUAL TOP PERFORMANCES

Most Points (Single-Game)

- 33 Michael Jenkins at UNCA, 3-8-08
- 32 Mark Hailey vs. RU, 3-5-93
- 31 Keon Johnson vs. GWU, 3-3-17
- Keon Johnson vs. CSU, 3-2-17
- 28 Hunter Hale vs. GWU, 3-6-21
- 26 Kasen Harrison vs. RU, 3-3-23
- Reggie Middleton vs. LU, 3-2-10

Most Points Allowed (Single-Game)

- 29 Chris Clemons, 3-5-17
- Travis Holmes (VMI), 3-3-07
- 28 Chris Caldwell (LU), 3-2-01
- Tony Dunkin (CCU), 3-6-93
- 27 J. Kohn (UNCA), 3-3-93
- Mark Mocnik (UNCA, 3-3-89

Most Field Goals Made (Single-Game)

- 12 Mark Hailey vs. RU, 3-5-93
- 11 D.J. Burns Jr. vs. Campbell, 3-7-21
- Keon Johnson vs. CSU, 3-2-17
- Michael Jenkins at UNCA, 3-8-08
- 10 Joab Jerome vs. Radford, 3-5-13
- Fred McKinnon vs. Augusta, 3-4-86
- 9 Kasen Harrison vs. RU, 3-3-23
- Eddie Gay vs. CCU, 3-6-93
- Greg Washington vs. CCU, 3-3-88

Best Field Goal Percentage (Single-game)

- .818 Kasen Harrison vs. RU, 3-3-23 (9-11)
- .800 Greg Washington vs. CSU, 3-2-89 (8-10)
- .667 Keon Moore vs. HPU, 3-7-14 (8-12)
- Mark Hailey vs. RU, 3-5-93 (12-18)
- .600 Carlo Wilkins vs. RU, 3-5-93 (6-10)
- Eddie Gay vs. UNC, 3-3-93 (6-10)

Most 3pt-FG Made (Single-Game)

- 6 Michael Jenkins at UNCA, 3-8-08
- 5 Hunter Hale vs. Upstate, 3-5-21
- Bjorn Broman vs. CSU, 3-7-19
- Keon Johnson vs. GWU, 3-3-17
- Keon Johnson vs. CSU, 3-2-17
- Jimmy Gavin vs. PC, 3-5-06
- Reggie Middleton vs. CAM, 2-29-12

Chris Gaynor vs. HPU, 3-2-06

Torrell Martin vs. Birm-Sou 3-3-05

Robbie Waldord vs. UNCA, 3-4-00

Free Throw Percentage (Single-Game-6 made)

- 1.000 Bjorn Broman (6-6) vs. GWU, 3-1-18
- Jimmy Gavin (6-6) vs. GWU, 3-5-16
- Xavier Cooks (6-6) vs. PC, 3-4-16
- Keon Moore (8-8) vs. LW, 3-7-15
- Andre Smith (8-8) vs. RU, 3-6-15
- Joab Jerome (9-9) vs. LU, 3-5-14
- Pierre Wooten (6-6) vs. Elon, 3-1-02
- Eyo Effiong (10-10) vs. UNCA, 3-4-00
- Eddie Gay 96-6) vs. CCU, 3-6-93
- Ted Houpt (6-6) vs. Radford, 2-26-87

Most Free Throws Made (Single-Game)

- 14 Keon Johnson vs. GWU, 3-3-17
- 13 Tyson Waterman vs. RU, 2-27-99
- 12 Hunter Hale vs. GWU, 3-6-21
- 10 Tyson Waterman vs. LU, 2-26-97
- 9 Joab Jerome vs. LU, 3-5-14
- Marcus Stewart vs. LU, 3-2-01

Most Free Throw Attempts (Single-Game)

- 15 Keon Johnson vs. GWU, 3-3-17
- 14 Tyson Waterman vs. RU, 2-27-99
- 13 Hunter Hale vs. GWU, 3-6-21
- Tyson Waterman vs. LU, 2-26-97
- 12 Kelton Talford vs. RU, 3-3-23
- Marcus Stewart vs. HPU, 3-2-02

Most Assists (Single-Game)

- 10 Chandler Vaudrin, 3-1-21
- Chris Gaynor vs. VMI, 3-3-07
- 9 Chandler Vaudrin vs. LW, 3-4-21
- Joab Jerome vs. Campbell, 2-29-12
- Mike Fayed vs. CCU, 3-6-93

Most Steals (Single-Game)

- 6 Torrell Martin vs. HPU, 3-2-06
- Pierre Wooten vs. RU, 3-3-01
- 5 Patrick Good vs. LW, 3-6-22
- Torrell Martin vs. CSU, 3-5-05
- Mark Hailey vs. RU, 3-5-92

4 Chandler Vaudrin vs. Upstate, 3-5-21

Gideon Gamble vs. CSU, 3-7-13

Andre Jones at UNCA, 3-3-09

James Shuler vs. CCU, 3-4-06

Greg Lewis vs. HPU, 3-2-02

Pierre Wooten vs. LU, 2-28-02

Roger Toxey vs. RU, 2-27-99

Melvin Branham vs. Campbell, 3-4-94

LaShaun Coulter vs. Davidson, 2-28-91

Most Rebounds (Single-Game)

- 19 Heson Groves vs. Radford, 2-27-99
- 18 Greg Lewis vs. UNCA, 3-4-00
- 17 Allen Washington vs. Armstrong St., 3-3-86
- 16 Mark Hailey vs. RU, 3-5-93
- 15 Xavier Cooks vs. GWU, 3-3-17
- 14 Melvin Branham vs. Campbell, 3-4-94
- 13 Mark Hailey vs. UNCA, 3-3-93

Most Offensive Rebounds (Single-Game)

- 8 Mark Hailey vs. UNCA, 3-3-93
- 6 Melvin Branham vs. Campbell, 3-4-94
- Mark Hailey vs. RU, 3-5-93
- 5 Kelton Talford vs. RU, 3-3-23
- Billy Houston, 3-2-04
- 4 Kelton Talford vs. LW, 3-4-21
- Nych Smith vs. CSU, 3-7-19
- Xavier Cooks, 3-4-16 & 3-2-18
- Josh Grant vs. LU, 2-28-02
- Heson Groves vs. CSU, 2-26-99
- Franklin Butts, 2-25-98
- Shaun Wise vs. CCU, 3-3-88

Most Blocks (Single-Game)

- 6 Xavier Cooks vs. GWU, 3-3-17
- 5 Duby Okeke vs. GWU, 3-5-16
- Josh Grant vs. LU, 2-28-02
- Andy Buechert vs. Radford, 3-4-10
- 4 Xavier Cooks vs. GWU, 3-1-18
- Josh Grant vs. Elon, 3-1-02

SELECTED WINTHROP BIG SOUTH TOURNAMENT RECORDS

INDIVIDUAL

MOST REBOUNDS - Game

19-Heson Groves, Winthrop vs. Radford, Finals, 1999

Finals

19-Heson Groves, Winthrop vs. Radford, 1999

Tournament

52-Mark Hailey, Winthrop vs. Coastal Carolina (11), Radford (16), Towson State (12), UNC Asheville (13), 1993

MOST FREE THROWS - Game

Semifinals

14-Keon Johnson (14-15), Winthrop vs. Gardner-Webb, 2017

Finals

13-Tyson Waterman (13-14), Winthrop vs. Radford, 1999

HIGHEST FREE THROW PERCENT-AGE (min. 10 made) - Game

100.0-Eyo Efbiong (10-10), Winthrop vs. UNC Asheville, Finals, 2000

Finals

100.0-Eyo Efbiong (10-10), Winthrop vs. UNC Asheville, 2000

MOST ASSISTS - Game

Finals

10-Chris Gaynor, Winthrop vs. VMI, 2007

Tournament

24-Mike Fayed, Winthrop, 1993

MOST STEALS - Game

Semifinals

6-Torrell Martin, Winthrop vs. High Point, 2006

Finals

6-Pierre Wooten, Winthrop vs. Radford, 2001

MOST BLOCKS - Game

Semifinals

6-Xavier Cooks, Winthrop vs. Gardner-Webb, 2017

TEAM

MOST POINTS SCORED - Game

Quarterfinals

106-Winthrop vs. Upstate (70), 2020

Tournament

336-Winthrop, 1993 (4 games)

MOST POINTS SCORED IN A HALF - Game

First Round

61-Winthrop vs. UNC Asheville, 1993 (2nd half)

FEWEST POINTS SCORED IN A HALF - Game

Semifinals

13-Winthrop vs. Campbell, 1989 (1st half)

MARGIN OF VICTORY - Game

Quarterfinals

41-Winthrop (93) vs. Liberty (52), 2006

Semifinals

35-Winthrop (75) vs. Coastal Carolina (40), 1988

HIGHEST FIELD GOAL PERCENTAGE - Game

65.3-Winthrop (32-49) vs. Charleston Southern,

Quarterfinals

65.3-Winthrop (32-49) vs. Charleston Southern, 1989

Finals

62.7-Winthrop (32-51) vs. Campbell, 2021

TEAM (cont.)

MOST FIELD GOALS - Game

Quarterfinals

38 Winthrop vs. USC Upstate, 2020

Tournament

123 Winthrop, 1993 (4 games)

HIGHEST FREE THROW PERCENT-AGE (min. 13 made) - Game

100.0-Winthrop (21-21) vs. Liberty

First Round

100.0-Winthrop (21-21) vs. Liberty, 2014

MOST REBOUNDS - Game

Tournament

171-Winthrop, 1993 (4 games)

MOST OFFENSIVE REBOUNDS - Game

First Round

24-Winthrop vs. UNC Asheville, 1993

MOST ASSISTS

Tournament

71-Winthrop, 1993 (4 games)

2023-24 EAGLE TRENDS

THE EAGLES RECORD

Overall: 17-14
At home: 11-5
On the road: 6-9
At a neutral site: 0-0
In the Big South: 8-8
Big South Home: 4-4
Big South Away: 4-4
Overtime: 3-1
Night Tip: 10-9
Daytime Tip: 7-5
Morning Tip: 0-0
Win the Opening Tip: 13-5
Lose the Opening Tip: 4-9
Nationally ranked opponents: 0-0
Opponents receiving votes: 0-0
ACCNX: 0-2
SEC Network+: 0-2
ESPN+: 16-8
ESPN: 0-0
ESPNU: 1-1
ESPN3: 0-0
FS1: 0-1
Play a team with a record over .500: 6-6
A team with a record below .500: 7-4
A team with a record of .500: 4-4
Lead at halftime: 14-4
Trail at halftime: 2-11
Tied at halftime: 0-0
Lead 10+ at halftime: 9-2
Trail 10+ at halftime: 1-1
Score first: 11-9
1st possession is a turnover: 3-2
1st possession is a made FG: 6-8
1st possession is a missed FGA: 7-3
1st possession is a made FT: 1-1
1st possession is a missed FT: 0-0
Make First Field Goal Attempt: 7-9
Miss First Field Goal Attempt: 10-5

SCHEDULED TIME OF TIP/DAY OF WEEK

(record by time zone, not just EST)

Tip at 11 a.m.: 0-0
Tip at 12 p.m.: 1-0
Tip at 12:30 p.m.: 0-0
Tip at 1 p.m.: 0-1
Tip at 2 p.m.: 2-2
Tip at 2:30 p.m.: 1-0
Tip at 3 p.m.: 0-1
Tip at 4 p.m.: 2-2 (CCU Game tipped just after 4 p.m.)
Tip at 5 p.m.: 2-1
Tip at 5:30 p.m.: 0-1
Tip at 6 p.m.: 0-0
Tip at 6:30 p.m.: 5-1
Tip at 7 p.m.: 2-5
Tip at 7:30 p.m.: 0-1
Tip at 8 p.m.: 1-0
Monday: 0-1
Tuesday: 2-1
Wednesday: 5-2
Thursday: 1-1
Friday: 2-2
Saturday: 5-7
Sunday: 1-0

SCORING

Scores between 10-19: 0-0
20-29 points: 0-0
30-39 points: 0-0
40-49 points: 0-0
50-59 points: 0-2
60-69 points: 2-4
70-79 points: 3-5
80-89 points: 7-1
90-99 points: 4-1
100-plus points: 1-0
Shoot 10-19 percent from the field: 0-0
20-29%: 0-0
30-34%: 0-2
35-39%: 1-1
40-44%: 4-5
45-49%: 3-4
50-59%: 8-1
60-plus: 1-0
Higher FG% than opponent: 15-3

Lower FG % than opponent: 2-9
FG% is the same: 0-1
Hit 7 or more threes: 12-7
Hit less than 7 threes: 5-7
Attempt less than 20 threes: 5-7
Attempt 20 or more threes: 12-7
Attempt 30 or more threes: 2-0
Turn ball over less than 10 times: 4-2
10-15 times: 10-9
16-20 times: 3-2
21-plus: 0-1
Make more free throws: 16-7
Make fewer free throws: 1-7
Make same free throws: 0-0
Attempt more free throws: 16-10
Attempt fewer free throws: 1-4
Attempt same free throws: 0-0
Have more rebounds: 9-2
Have fewer rebounds: 8-12
Have same rebounds: 0-0
Have more turnovers: 3-6
Have fewer turnovers: 12-4
Have same turnovers: 2-4
Have more steals: 11-4
Have fewer steals: 5-7
Have same steals: 1-3

LATE IN THE GAME(regulation only)

Lead with five minutes left: 16-3
Trail with five minutes left: 1-11
Tied with five minutes left: 0-0
Lead with one minute left: 16-1
Trail with one minute left: 1-12
Tied with one minute left: 0-1
Bench scores more points: 14-5
Bench scores fewer points: 3-9
Bench scores same points: 0-0
1 Score Double-Figures: 0-0
2 Score Double-Figures: 0-4
3 Score Double-Figures: 3-5
4 Score Double-Figures: 10-5
5 Score Double-Figures: 3-0
6 Score Double-Figures: 1-0
7 Score Double-Figures: 0-0

GAMES DECIDED BY...

1 point: 0-1
2 points: 1-2
5 points or less: 3-7
6-9 points: 4-2
Double-figures: 10-5

First Basket (POINT) is a...

Jumper: 1-4
Lay-up/Tip-in: 7-6
Dunk: 3-2
Free Throw: 4-1
Three-Pointer: 2-1

POINTS OFF TURNOVERS

Score more off turnovers: 10-4
Outscored off turnovers: 7-8
Tied in points off turnovers: 0-1

POINTS IN PAINT

Score more points in paint: 14-5
Outscored in paint: 3-8
Tied in points in paint: 0-0

2ND CHANCE POINTS

Score more 2nd chance points: 10-4
Outscored in 2nd chance points: 7-9
Tied in 2nd chance points: 0-0

SCHOOLS FROM...

Arkansas: 1-0
Florida: 0-1
Georgia: 1-1
Indiana: 1-0
Massachusetts: 1-0
North Carolina: 3-6
Ohio: 0-1
Pennsylvania: 0-1
South Carolina: 7-3
Virginia: 3-1

YEAR-BY-YEAR RECORDS

(Member of NCAA D1 Level Only)					
Year	Overall	Home	Away	Non-Conf.	BSC
23-24	17-14	11-5	6-9	9-6	8-8
22-23	15-17	10-4	4-11	5-9	10-8
21-22	23-9	13-0	7-7	9-7	14-2
20-21	23-2	11-1	10-0	5-1	17-1
19-20	24-10	12-4	10-6	7-7	15-3
18-19	18-12	11-3	7-8	8-5	10-6
17-18	19-12	11-3	7-8	6-5	12-6
16-17	26-7	14-3	12-3	8-4	15-3
15-16	23-9	14-1	7-7	10-4	13-5
14-15	19-13	11-3	6-10	7-7	12-6
13-14	20-13	12-3	5-10	10-7	10-6
12-13	14-17	11-4	2-12	8-7	6-10
11-12	12-20	7-5	4-11	4-10	8-10
10-11	13-17	9-4	4-10	4-8	9-9
09-10	19-14	12-2	6-11	7-8	12-6
08-09	11-19	7-6	4-12	2-10	9-9
07-08	22-12	12-3	6-7	12-8	10-4
06-07	29-5	15-0	12-3	15-5	14-0
05-06	23-8	15-1	7-6	10-5	13-3
04-05	27-6	16-0	9-4	12-5	15-1
03-04	16-12	10-4	5-7	6-5	10-6
02-03	20-10	11-3	9-4	8-6	11-3
01-02	19-12	9-4	7-5	6-7	10-4
00-01	18-13	11-1	5-7	5-9	11-3
99-00	21-9	13-1	6-7	8-5	11-3
98-99	21-8	12-1	7-6	10-6	9-1
97-98	7-20	4-9	4-10	3-11	4-8
96-97	12-15	9-4	3-10	7-6	5-9
95-96	7-19	4-8	3-10	1-11	6-8
94-95	7-20	5-7	2-12	3-8	4-12
93-94	4-23	3-9	1-13	1-8	3-15
92-93	14-16	7-5	4-10	9-5	5-11
91-92	6-22	4-11	2-10	3-11	2-12
90-91	8-20	6-7	2-12	3-10	5-9
89-90	19-10	14-4	5-7	13-4	6-6
88-89	16-13	14-5	2-8	10-5	5-7
87-88	17-13	12-3	5-10	9-6	5-7
86-87	8-20	5-5	3-14	7-12	1-7
85-86	20-9	14-2	5-6	14-6	5-3
Totals	656-520	401-149	215-322	282-269	350-240

THE EAGLES' RECORD IN WINTHROP COLISEUM

Season	Won	Lost	Pct.
1982-83	7	8	.467
1983-84	12	5	.706
1984-85	11	4	.733
1985-86	14	2	.875
1986-87	5	5	.500
1987-88	12	3	.800
1988-89	14	5	.737
1989-90	14	4	.778
1990-91	6	7	.462
1991-92	4	11	.267
1992-93	7	5	.583
1993-94	3	9	.250
1994-95	5	7	.417
1995-96	4	8	.333
1996-97	9	4	.692
1997-98	4	9	.308
1998-99	12	1	.923
1999-00	13	1	.929
2000-01	11	1	.917
2001-02	9	4	.692
2002-03	11	3	.786
2003-04	10	4	.714
2004-05	16	0	1.000
2005-06	15	1	.938
2006-07	15	0	1.000
2007-08	12	3	.800
2008-09	7	6	.538
2009-10	12	2	.857
2010-11	9	4	.692
2011-12	7	5	.583
2012-13	11	4	.733
2013-14	12	3	.800
2014-15	11	3	.786
2015-16	14	1	.933
2016-17	14	3	.824
2017-18	11	3	.786
2018-19	11	3	.786
2019-20	12	4	.750
2020-21	11	1	.916
2021-22	13	0	1.000
2022-23	10	4	.692
2023-24	11	5	.688
36 Years	428	165	.722

2022-23 EXTRAS

WINTHROP RECORD ACCORDING TO STARTING LINEUP

K. Harrison, Johnson, Doucet, Claxton, Talford	11-5
K. Harrison, Johnson, Anumba, Doucet, Timmerman	1-0
Johnson, Anumba, Doucet, Claxton, Talford	1-0
McMahon, Johnson, Doucet, Claxton, Timmerman	1-0
K. Harrison, Johnson, Doucet, Claxton, Timmerman	1-1
K. Harrison, Anumba, Doucet, Claxton, Talford	1-2
K. Harrison, Johnson, Anumba, Doucet, Talford	1-3
K. Harrison, Anumba, Claxton, Talford, Timmerman	0-1
Johnson, Doucet, Claxton, Talford, Timmerman	0-1
K. Harrison, McMahon, Doucet, Talford, Timmerman	0-1

WINTHROP RECORD WHEN LEADING SCORER IS...

Talford	6-6
Doucet	5-0
Timmerman	2-0
Johnson	2-2
K. Harrison	2-5
Anumba	1-1
Van Bibber	1-0

WINTHROP RECORD WHEN LEADING REBOUNDER IS...

Talford	6-5
Doucet	5-2
Timmerman	5-3
Diallo	3-0
Johnson	2-1
Claxton	2-2
Anumba	1-0
K. Harrison	1-0
McKelvy	1-0

WINTHROP RECORD WHEN LEADER IN ASSISTS IS..

K. Harrison	10-11
Johnson	4-1
McMahon	2-1
Talford	2-2
Doucet	2-3
Claxton	1-0
Anumba	1-1
Timmerman	1-1
Diallo	0-1

WINTHROP RECORD WHEN OPPONENT...

Shoots less than 30%:	1-0
30-34%:	5-1
35-39%:	4-1
40-44%:	4-4
45-49%:	2-3
50-59%:	1-5
60-plus:	0-0
Makes 25 or more FG:	7-11
Makes fewer than 25 FG:	10-3
Makes 7 or more 3PT FG:	11-9
Makes 6 or less 3PT FG:	6-5
Makes more than 15 FTs:	3-8
Makes 15 or fewer FTs:	15-5
Commits 13 or fewer TOs:	5-10
Commits 14 or more TOs:	12-4
Scores the first point(s) of 2nd half:	8-8

WINTHROP RECORD WHEN OPPONENT HAS...

A 20-point scorer:	7-8
A 30-point scorer:	1-3
A 40-point scorer:	0-0
More than one 20-point scorer:	2-0
No players in double-figures:	0-0
1 Player in double-figures:	2-0
2 Players in double-figures:	4-1
3 Players in double-figures:	4-5
4 Players in double-figures:	5-6
5 or more players in double-figures:	2-2
6 or more players in double-figures:	0-0

Margin of Victory/Defeat

Breakdown of Eagles' margin of victory...

1	2	3	4	5	6	7	8	9	10	11-15	16-20	21-25	26+
-	1	1	1	-	1	-	2	1	1	1	3	1	4

Breakdown of Eagles' margin of defeat...

1	2	3	4	5	6	7	8	9	10	11-15	16-20	21-25	26-30+
1	2	-	2	2	1	-	-	1	2	-	1	2	-

WINTHROP CURRENT STREAKS

OVERALL

All Games	L2
Big South Games Overall	L2
Ranked opponent	L3

HOME

All Games	L1
Non-Conference Home Games	W6
Big South Home Games	L1

ROAD

All Games	L1
Big South Road Games	L1
Non-Conference Road Games	L3

NEUTRAL

At Neutral Sites	L1
Ranked opponents	L3
Unranked opponents	L1

EAGLES CURRENT STREAKS VS. BIG SOUTH OPPONENTS

Charleston Southern	W10
Gardner-Webb	L2
High Point	L1
Longwood	L1
Presbyterian College	L1
Radford	W2
UNC Asheville	L3
USC Upstate	W2

RECORD AT WINTHROP COLISEUM

Winthrop Record At Winthrop Coliseum When It Scores...

	Since 2004-05	All-Time (D1 level)
100+:	21-1	29-1
90-99:	29-0	46-1
80-89:	54-8	91-8
70-79:	61-9	118-30
60-69:	44-13	77-48
50-59:	18-16	23-39
40-49:	1-6	1-10

When Winthrop Allows () Points At Winthrop Coliseum...

100+:	1-1	1-1
90-99:	5-5	9-16
80-89:	20-11	28-32
70-79:	37-14	64-46
60-69:	61-17	111-39
50-59:	55-7	98-10
40-49:	42-2	52-4
30-39:	2-0	5-0

LAST TIME WINTHROP...

TEAM

Scored 70-79 points

74 at Longwood, 2-10-24 (L, 84-74)

Scored 80-89 points

83, 2-24-24 (W, 83-74)

Scored 90-99 points

96, at High Point 2-28-24 (L, 100-96 in OT)

Scored 100+ points

113 vs. Toccoa Falls, 12-29-23 (W, 113-62)

Both Team Score 100 Points Or More

UNC Asheville, 2-26-14 (W, 107-100 in OT)

Held opponent to 40-49 points

Charleston Southern, 2-7-24 (W, 67-46)

Held opponent to 30-39 points

Lenoir-Rhyne, 11-20-12 (W, 59-35)

Held opponent to 20-29 points

at College of Charleston (29), 2-26-83 (L, 29-23)

Allowed 70-79 points

74 vs. USC Upstate, 2-24-24 (W, 83-74)

Allowed 80-89 points

84 at Longwood, 2-10-24 (L, 84-74)

Allowed 90-99 points

93 vs. Campbell, 2-22-23 (W, 95-93 in OT)

Allowed 100 points or more

100 at High Point, 2-28-24 (L, 100-96 in OT)

Scored 50 in a half

at High Point, 2-28-24 (52-2nd half)

Allowed 50 in a half

at Coastal Carolina, 12-2-23 (51-2nd half)

Allowed 60 in a half

vs. Gardner-Webb, 1-24-19 (62-2nd half)

Scored 60 in a half

vs. Toccoa Falls, 12-29-23 (61-1st half)

Allowed 60 in a half

vs. Gardner-Webb, 1-24-19 (62-2nd half)

Scored 70 in a half

vs. Pfeiffer, 11-13-18 (73-1st half)

Held Opponent under 20 points in a half

vs. Toccoa Falls, 11-29-22 (13-1st half)

Held Big South Opponent under 20 points in a half

vs. (7) High Point, 3-4-22 (17-1st half)

Scored under 20 points in a half

vs. Presbyterian College, 2-21-24 (19-2nd half)

Won in overtime

vs. Radford, 1-13-24 (W, 92-88 in 3OT)

Lost in overtime

at High Point, 2-28-24 (L, 100-96 in OT)

Won At The Buzzer

at Radford, 2-13-16 (W, 86-84 / Keon Johnson GW Jumper)

Lost At The Buzzer

at Fresno State, 11-10-19 (L, 77-74)

Played In Double-Overtime

vs. Charleston Southern, 2-23-19 (W, 80-78)

Played In Triple-Overtime

vs. Radford, 1-13-24 (W, 92-88)

Played Overtime In Non-Conference Game

vs. Mercer, 11-13-21 (W, 88-85 in OT)

Played Overtime In Non-Conference Home Game

vs. Furman, 11-30-16 (W, 58-57/OT)

Played Overtime In Non-Conference Road Game

at Illinois, 11-21-16 (W, 84-80/OT)

Played In Back-To-Back Overtime Games:

1-3-24 vs. Longwood / 1-6-24 at USC Upstate

Shot 50-59 percent from field

at Radford, 2-15-24 (.500-Won, 85-69)

Shot 60 percent or better from field

vs. Brevard College, 11-8-23 (.610-Won 98-44)

An opponent shot 50-59 percent from field

Presbyterian College, 2-21-24 (.525-Lost, 78-55)

An opponent shot 60 percent or better from field

Campbell, 2-22-23 (.600-Won 95-93 in OT)

Shot 50-59 percent from the field in a half

vs. USC Upstate, 2-15-24 (.552-2nd half)

Shot 60-69 percent from the field in a half

vs. High Point, 1-27-24, (.613-1st half)

Shot 70 percent or better from the field in a half

vs. Brevard College, 11-8-23 (.704-2nd half)

Shot 50 percent or better in each half

at Presbyterian, 1-28-23 (1st .545/2nd .609)

Pulled down 50 rebounds or more

at Coastal Carolina, 12-2-23 (51)

Allowed 50 or more rebounds

at #13 Auburn, 11-15-21 (53)

Pulled down 60 rebounds or more

vs. Pfeiffer, 11-25-19 (61)

Had 40 or more defensive rebounds

vs. Pfeiffer, 11-25-19 (45)

Had 20 Offensive rebounds

vs. Toccoa Falls, 12-29-23 (20)

Allowed opponent 20 Offensive rebounds

vs. Presbyterian, 1-4-23 (20)

Outrebounded Opponent by 20

vs Brevard College (+20/41-21, W, 98-44)

Outrebounded by 20

at Colorado State, 11-14-17 (-22/51-29, L 80-76)

Won by 20-29 points

Charleston Southern, 2-7-24 (W, 67-46/+21)

Won by 30-39 points

Converse, 12-31-21 (W, 78-40/+38)

Won by 40-49 points

Bob Jones, 11-28-23 (W, 90-49/+41)

Won by 50+ points

vs. Brevard College, 11-8-23 (W, 98-44/+54)

Lost by 20-29 points

Presbyterian College, 2-21-24 (L, 78-55/-23)

Lost by 30-39 points

at Auburn, 11-24-17 (L, 119-85)

Lost by 40-49 points

vs. Duke, 3-14-02 (L, 84-37/-47)

Lost by 50+ points

at Syracuse, 11-22-96 (L, 106-51/-55)

Hit 10 or more threes

vs. UNC Asheville, 1-18-24 (10)

Hit 15 or more threes

at Washington State, 11-22-21 (16)

Allowed 10 or more threes

at High Point, 2-28-24 (14)

Allowed 15 or more threes

at Penn State, 11-7-22 (18)

Did not hit a three-pointer in a game

vs. Presbyterian College, 2-14-12 (0-8)

Held opponent without a three-pointer

at Liberty, 1-22-15 (0-10)

Shot 60 percent from three (10 made min.)

vs. Charleston Southern, 1-27-16 (17-28/.607%)

Shot 100 percent from FT Line (10 made min.)

vs. Coastal Carolina, 2-18-16 (20-20)

Shot 50 percent or less from FT Line (15 FTA min.)

at Xavier, 12-16-23 (7-for-19/37%)

Attempted 30-39 Free Throws

vs. USC Upstate, 2-24-24 (35)

Attempted 40-49 free throws

at Longwood, 2-10-24 (42)

Attempted 50 or more free throws

at High Point, 2-28-24 (50)

Dished out 20 or more assists

vs Converse College, 12-31-21 (21)

Had 15 Or More Steals

vs. Brevard, 11-8-23 (15)

No Steals in a game

vs. Villanova (3/19/21)

Had 10 or More Blocks

at High Point, 2-10-18 (10)

Commit 5 or fewer turnovers in a game

at Coastal Carolina, 3-8-15 (5)

Commit 20 or more turnovers in a game

at Florida State, 12-22-23 (24)

Commit 30 or more turnovers in a game

No games since 1994-95 (no team game-by-game available prior)

Had 3 players in double-figures

vs. Charleston Southern, 2-7-24 (Johnson 14, McMahon 13, Doucet 13)

Had 4 players in double-figures

at High Point, 2-28-24 (K. Harrison 27, Talford 18, Doucet 17, Anumba 13)

Had 5 or more players in double-figures

at USC Upstate, 1-6-24 (Talford 18, Doucet 15, Anumba 14, Johnson 13, K. Harrison 11)

Had 6 or more players in double-figures

vs. Toccoa Falls, 12-29-23 (Timmerman 16, Diallo 14, McKelvy 13, Moore 12, McMahon 12, Johnson 10)

Had 7 or more players in double-figures

vs. Pfeiffer, 11-25-19 (Burns Jr. 19, Corbin 16, Ferguson 14, Jones Jr. 13, Zunic 13, King 11, Hale 10)

Played a ranked team

at #13 Auburn 11-15-22 (Lost, 89-65)

WINTHROP PLAYER...

Score 20-29 Points

2-28-24 at High Point (Kasen Harrison, 27)

Score 30-39 Points

2-8-23 at UNC Asheville (Sin'Cere McMahon, 35)

Score 40 Or More Points

2-9-17 at UNC Asheville (Keon Johnson, 40)

Had two players score 20 or more points same game

1-13-24 vs. Radford (Kelton Talford, 27 / Nick Johnson, 20)

Hit 10 Field Goals Or More

Kasen Harrison at High Point, 2-28-24 (10-of-17)

Made 10 or more free throws

Kelton Talford, 2-10-24 at Longwood (12-of-16)

Made 5 or more threes

Noah Van Bibber, 11-17-23 vs. Holy Cross (6-of-8)

Had 20 or more rebounds

Xavier Cooks at Longwood, 2-15-17 (20)

Had 20 points, 20 rebounds same game

Xavier Cooks at Longwood, 2-15-17 (21 points, 20 rebounds)

Dish Out 10 Or More Assists

Chandler Vaudrin/Russell Jones Jr. vs. (8) High Point, 3-1-21

Record 5 Or More Steals

Cory Hightower (5, at Middle Tennessee State, 11-16-21)

Have 5 Or More Blocks

Josh Ferguson vs. ETSU, 11-17-18 (5)

Registered A Double-Double (Guard)

Adam Pickett (23 points, 12 rebounds vs. Presbyterian College, 2-13-19)

Registered A Double-Double (Forward/Center)

Kelton Talford (15 points, 10 rebounds vs. Presbyterian College, 2-21-24)

Two Players Record Double-Double

at Gardner-Webb, 2-15-18 (Xavier Cooks/Adam Pickett)

Registered A Triple-Double

Chandler Vaudrin (10 points, 12 rebounds, 10 assists vs. (8) High Point, 3-1-21)

2023-24 MISC. STATS

Most 1st Half Points

Winthrop 61 vs. Toccoa Falls
Opponents 47 vs. Queens

Most 2nd Half Points

Winthrop 53 vs. Brevard
Opponents 51 at Coastal

Fewest 1st Half Points

Winthrop 20 vs. Longwood
Opponents 13 vs. Charleston So.

Fewest 2nd Half Point

Winthrop 19 vs. PC
Opponents 24 vs. Brevard

Largest Half Time Lead

Winthrop 25 vs. Brevard
Opponents 9 at Clemson

Largest Margin of Victory

Winthrop 54 vs. Brevard
Opponents 22 at Clemson

Largest Deficit in Win

Winthrop 12 vs. Queens

Largest Deficit In Loss

Winthrop 24 at Clemson

Largest Lead In Loss

Winthrop 18 at Gardner-Webb

Largest Lead In Win

Winthrop 54 vs. Brevard

Most Points 1st OT

Winthrop 13 vs. Longwood
Opponents 9 at USC Upstate

Most Points 2nd OT

Winthrop 6
Opponents 6

Most Points 3rd OT

Winthrop 11
Opponents 7

Career numbers (below) only reflect NCAA D1 level

First Player To Score

Talford 10
Doucet 8
Claxton 5
Johnson 4
Anumba 2
McKelvy 1
Timmerman 1

Talford 4 4
McMahon 3 11
Anumba 2 7
Timmerman 2 n/a
Claxton 1 1
Diallo 1 1
Wilson 0 2

Timmerman 7 n/a
McKelvy 4 6
Claxton 1 12
Diallo 1 1
Van Bibber 1 1
Wilson 0 2

First Off The Bench

McMahon 25
Timmerman 21
Claxton 5
Diallo 5
Anumba 4
Johnson 4
Harrison 2
McKelvy 2
Talford 2
Doucet 2
Van Bibber 1

Steals Leader
Johnson 14 n/a
K.Harrison 11 36
Claxton 7 34
Talford 5 13
Anumba 3 19
McMahon 2 20
Diallo 2 2
Doucet 2 2
Timmerman 2 n/a
McKelvy 1 6
Wilson 0 2

20-29 Points
Talford 6 16
Doucet 5 5
Johnson 2 7
Harrison 2 8
Timmerman 1 5
Van Bibber 1 1
McMahon 0 9

Points Leader

Sea. Car.
Talford 12 24
K.Harrison 7 17
Doucet 5 5
Johnson 4 n/a
Anumba 2 5
Timmerman 2 n/a
Van Bibber 1 1
McMahon 0 10
Claxton 0 2

Blocks Leader
Claxton 15 66
Talford 12 35
Johnson 6 n/a
Doucet 4 4
Diallo 3 3
K. Harrison 3 3
Timmerman 3 n/a
Moore 2 8
McKevly 2 2
Wilson 0 1
Anumba 0 10

30+ Points
Sin'Cere McMahon 0 1

40+ Points
none

10+ Assists
none

10+ Rebounds
Talford 1 14
Timmerman 1 11
Diallo 1 1
Anumba 0 1

20+ Rebounds
none

Rebound Leader

Sea. Car.
Talford 11 48
Timmerman 8 n/a
Doucet 7 7
Claxton 4 13
Diallo 3 3
Johnson 2 n/a
Anumba 1 14
K.Harrison 1 4
McKelvy 1 1
McMahon 0 2
Moore 0 1

Dunks
Talford 18 67
Claxton 10 88
McKelvy 5 11
Diallo 4 4
Moore 3 6
Doucet 3 3
Anumba 0 1

5+ Steals
Harrison 0 1

Double-Doubles
Talford 2 13
Timmerman 1 7
Diallo 1 1
Claxton 0 1

Assist Leader

Sea. Car.
K.Harrison 23 64
Johnson 5 n/a
Doucet 5 5

Double-Figures
K.Harrison 20 69
Talford 20 62
Doucet 19 19
Johnson 19 n/a
McMahon 10 41
Anumba 8 35

20/20 Pts/Reb
none

Triple-Doubles
none

EAGLE EYE VIEW OF THE TEAM

LAST 10 WINS

83-74 vs. USC Upstate, 2-24-24
 85-69 at Radford, 2-15-24
 67-46 vs. Charleston Southern, 2-7-24
 78-59 at Charleston Southern, 1-24-24
 92-88 vs. Radford, 1-13-24 (3OT)
 81-71 at Presbyterian, 1-10-24
 82-80 at USC Upstate, 1-6-24 (OT)
 68-60 vs. Longwood, 1-3-24 (OT)
 113-62 vs. Toccoa Falls, 12-29-23
 85-68 at Little Rock, 12-10-23

LAST 10 LOSSES

65-64 vs. Gardner-Webb, 3-2-24
 100-96 (OT) at High Point, 2-28-24
 84-74 at Longwood, 2-10-24
 78-55 vs. Presbyterian College, 2-21-24
 82-78 at UNC Asheville, 2-3-24
 83-81 vs. High Point, 1-27-24
 79-74 at Gardner-Webb, 1-20-24
 82-77, vs. UNC Asheville, 1-18-24
 67-61, at Florida State, 12-22-23
 72-62 at South Carolina, 12-19-23

Winthrop All-Time Record By Months

November	124-91 (.577)
December	135-148 (.478)
January	252-185(.577)
February	230-151 (.604)
March	54-34 (.614)

Record By Days Of The Week Since 2012-13

Year	Monday	Tuesday	Wednesday	Thursday	Friday	Saturday	Sunday	Overall
12-13	0-0	3-3	4-5	0-1	0-0	6-8	1-0	14-17
13-14	0-0	2-1	7-5	1-0	1-0	8-5	1-2	20-13
14-15	3-1	1-0	5-3	2-2	1-1	6-5	1-1	19-13
15-16	2-0	3-2	3-2	3-2	2-1	9-1	1-1	23-9
16-17	1-0	3-0	5-0	6-2	1-1	9-3	1-1	26-7
17-18	1-0	1-4	3-1	3-2	1-3	7-2	3-0	19-12
18-19	1-0	1-3	2-2	5-3	0-0	8-4	1-0	18-12
19-20	3-1	1-0	1-1	9-3	1-1	8-3	1-1	24-10
20-21	2-0	3-0	2-0	7-0	3-1	3-0	3-0	23-1
21-22	1-2	2-2	4-1	4-0	2-0	10-3	0-1	23-9
22-23	0-1	2-2	7-4	0-1	0-1	6-8	0-0	15-17
23-24	0-1	2-1	5-2	1-1	2-2	5-7	2-0	17-14
Totals	14-6	24-18	49-26	40-17	14-11	85-49	17-7	241-134

Double Digit Deficits In A Win (Since 2012-13) (most recent in Bold/Italic)

19	2-1-23 vs. Longwood	W	76-74
15	1-13-24 vs. Radford	W	92-88 (3OT)
15	12-31-22 vs. UNC Asheville	W	62-60
15	11-13-21 vs. Mercer	W	88-85 OT
15	3-8-20 vs. (5) Hampton	W	76-68
15	1-25-14 vs. VMI	W	58-57
15	1-5-19 at UNCA	W	80-65
14	2-13-19 vs. PC	W	93-85
14	12-20-16 vs. Georgia Southern	W	86-84
13	1-24-15 vs. Campbell	W	71-63
12	12-5-23 vs. Queens	W	88-82
12	1-16-20 at Hampton	W	116-95
12	11-28-18 at Tennessee Tech	W	82-70
12	12-29-18 vs. Prairie View	W	76-62
12	11-21-16 at Illinois	W	84-80 OT
12	3-5-14 vs. Liberty	W	77-65
12	11-9-13 vs. Roanoke College	W	93-74
11	1-3-24 vs. Longwood	W	68-60 OT
11	1-14-23 at Campbell	W	78-74
11	2-5-22 at Hampton	W	69-57
11	1-26-22 at USC Upstate	W	95-91 OT
11	1-20-22 at Presbyterian	W	60-58
11	12-21-19 vs. Elon	W	85-80
11	1-24-18 at Longwood	W	95-78
11	1-19-17 vs. UNCA	W	76-73
11	2-26-14 vs. UNCA	W	107-100 OT
10	1-22-22 vs Gardner-Webb	W	64-62
10	2-18-21 at High Point	W	76-70
10	12-16-17 at Alabama State	W	88-80
10	1-12-18 at Charleston Southern	W	64-53
10	12-17-16 at Hampton	W	86-79
10	12-29-16 at Charleston Southern	W	84-68
10	1-24-16 at Longwood	W	82-68

Double Digit Leads In A Loss (Since 2012-13)

23	1-6-16 at UNCA	L	85-84
18	1-20-24 at Gardner-Webb	L	79-74
17	1-27-24 vs. High Point	L	83-81
18	1-26-19 at PC	L	99-91
17	1-10-15 at Gardner-Webb	L	65-64
16	2-11-15 at High Point	L	73-72
15	12-7-19 vs. Coastal Carolina	L	92-88
14	11-14-17 at Colorado State	L	80-76
14	1-28-17 vs. High Point	L	83-80 OT
12	11-11-23 vs. Drexel	L	74-72
12	1-7-23 at Longwood	L	85-71
12	12-15-21 at Elon	L	63-61
12	1-17-15 vs. Radford	L	85-77
12	2-1-14 at High Point	L	65-64
12	2-19-13 at Gardner-Webb	L	65-52
11	2-6-13 at UNC Asheville	L	69-56
10	1-18-24 vs. UNC Asheville	L	82-77
10	2-21-19 at Radford	L	87-81
10	1-26-14 at Radford	L	58-57

2022-23 MISC. STATS

Three-Point Shooting

Season	Games	FGM	FGA	3pt %	Per Game
2012-13	31	180	571	.315	5.81
2013-14	33	272	686	.397	8.24
2014-15	32	251	700	.359	7.84
2015-16	32	285	786	.371	8.91
2016-17	33	313	839	.373	9.48
2017-18	31	296	792	.374	9.55
2018-19	30	372	997	.373	12.40
2019-20	34	322	931	.346	9.47
2020-21	25	210	597	.352	8.40
2021-22	32	276	734	.371	8.63
2022-23	31	278	738	.377	8.97
2024-23	31	229	671	.341	7.39
Totals	375	3,284	9,042	.363	8.76

Per Game

Big South Ranking
6th
4th
5th
2nd
1st
1st
1st
1st
2nd
1st
1st
5th
-

Per Game

National Ranking
209th
24th
42nd
32nd
24th
32nd
1st
21st
67th
22nd
34th
192nd
-

Total 3's Made

Program Ranking
18th
5th
6th
3rd
1st
2nd
1st
2nd
15th
T5th
6th
13th
-

BY THE NUMBERS UNDER PROSSER (2021-present) (95 games)

WINTHROP-----

PPG: 75.64
FG%: .474
3PT FG%: .363 (8.3 per game)
FT %: .712
RPG (OFF/TOT): 9.1/33.6
APG: 12.2
TOPG: 13.8
BPG: 2.8
SPG: 6.0

OPPONENTS-----

PPG: 72.06
FG%: .441
3PT FG%: .346 (8.3 per game)
FT %: .731
RPG (OFF/TOT): 10.5/33.2
APG: 12.4
TOPG: 13.1
BPG: 3.5
SPG: 7.2

Winthrop All-Time Made Free Throws (Single-Season Top 10)

646 (1980-81 / 39 games / 16.6)
596 (2023-24 / 31 games / 19.2)
583 (1983-84 / 32 games / 18.2)
566 (2015-16 / 32 games / 17.7)
529 (1989-90 / 29 games / 18.2)
528 (2013-14 / 33 games / 16.0)
521 (1979-80 / 30 games / 17.4)
520 (2016-17 / 33 games / 15.8)
509 (1992-93 / 30 games / 17.0)
503 (1982-83 / 35 games / 15.2)
491 (2004-05 / 33 games / 14.9)

Winthrop All-Time Free Throw Attempts (Single-Season Top 10)

931 (1980-81 / 39 games / 23.9)
849 (2023-24 / 31 games / 27.4)
786 (1983-84 / 32 games / 24.6)
760 (2019-20 / 34 games / 22.4)
756 (2015-16 / 32 games / 22.9)
746 (1992-93 / 30 games / 24.9)
741 (2013-14 / 33 games / 22.5)
733 (1979-80 / 30 games / 24.4)
725 (2016-17 / 33 games / 22.0)
725 (2004-05 / 33 games / 22.0)
719 (1989-90 / 29 games / 24.8)

Winthrop All-Time 1,000 Points

Name	Points (games)
1. Keon Johnson (2013-17)	2,076 (128)
2. Charles Brunson (1979-82)	1,850 (92)
3. Xavier Cooks (2014-18)	1,778 (127)
4. LaShawn Coulter (1990-95)	1,663 (112)
5. Tyson Waterman (1995-00)	1,461 (111)
6. Fred McKinnon (1983-86)	1,427 (86)
7. Torrell Martin (2003-07)	1,387 (108)
8. Mark Hailey (1989-93)	1,384 (111)
9. Kelton Talford (2020-present)	1,323 (116)
10. Mike Gaither (1981-84)	1,302 (100)
11. Bennie Bennett (1978-81)	1,296 (100)
12. Andre Jones (2008-12)	1,291 (123)
13. Michael Jenkins (2004-08)	1,253 (131)
14. Tyrone Walker (2000-04)	1,245 (114)
15. Greg Washington (1985-89)	1,224 (111)
16. Tim Raxter (1978-82)	1,193 (128)
17. Reggie Middleton (2008-12)	1,185 (116)
18. James Shuler (2002-06)	1,160 (116)
19. Craig Bradshaw (2003-07)	1,158 (123)
20. Josh Ferguson (2016-20)	1,114 (127)
21. Eddie Gay (1989-93)	1,079 (108)
22. Andre Smith (2011-15)	1,071 (125)
23. Carlo Wilkins (1990-94)	1,020 (109)
24. Pierre Wooten (1998-03)	1,019 (120)
25. Chris Gaynor (2004-08)	1,000 (129)
26. Keon Moore (2013-15)	1,000 (61)
27. Bjorn Broman (2015-19)	1,000 (125)

Winthrop All-Time 500 Rebounds

Name	Rebounds (games)
1. Xavier Cooks (2014-18)	983 (127)
2. Charles Brunson (1978-82)	913 (92)
3. Josh Ferguson (2016-20)	741 (127)
4. Tyrone Walker (2000-04)	701 (115)
5. Chad Steele (1993-97)	692 (106)
6. George Valentine (2007-12)	676 (131)
7. Mark Hailey (1989-93)	675 (111)
8. Kelton Talford (2020-present)	658 (116)
9. Tim Raxter (1978-82)	652 (128)
10. Charles Corbin (2007-11)	648 (115)
11. Eddie Gay (1989-93)	637 (108)
12. Mantoris Robinson (2006-10)	592 (126)
13. Allen Washington (1983-86)	590 (78)
14. Craig Bradshaw (2003-07)	573 (123)
15. Greg Washington (1985-89)	566 (111)
16. Chase Claxton (2019-present)	561 (147)
17. Donnie Creamer (1978-80)	546 (61)
18. Ronnie Creamer (1978-80)	545 (62)
19. Greg Lewis (1999-02)	542 (67)
20. Torrell Martin (2003-07)	525 (108)

2023-24 STARTERS BY GAME

DATE	OPPONENT	G	G	G/F	F	F/C	
11/6	at Clemson	Harrison	Johnson	Doucet	Claxton	Timmerman	
11/8	Brevard College	Harrison	Johnson	Doucet	Claxton	Talford	
11/11	Drexel	Harrison	Johnson	Doucet	Claxton	Talford	
11/17	Holy Cross	Harrison	Johnson	Doucet	Claxton	Talford	
11/18	IUPUI	Harrison	Johnson	Doucet	Claxton	Talford	
11/19	Elon	Harrison	Johnson	Doucet	Claxton	Talford	
11/24	at Georgia	Harrison	McMahon	Doucet	Talford	Timmerman	
11/28	Bob Jones	Harrison	Johnson	Doucet	Claxton	Talford	
12/2	at Coastal Carolina	Harrison	Johnson	Doucet	Claxton	Talford	
12/5	Queens	Harrison	Johnson	Doucet	Claxton	Talford	
12/10	at Little Rock	Harrison	Johnson	Doucet	Claxton	Talford	
12/16	at Xavier	Harrison	Johnson	Doucet	Claxton	Talford	
12/19	at South Carolina	Johnson	Doucet	Claxton	Talford	Timmerman	
12/22	at Florida State	Harrison	Johnson	Doucet	Claxton	Talford	
12/29	Toccoa Falls	McMahon	Johnson	Doucet	Claxton	Timmerman	
1/3	Longwood	Harrison	Johnson	Doucet	Claxton	Talford	
1/6	at USC Upstate	Harrison	Johnson	Doucet	Claxton	Talford	
1/10	at Presbyterian College	Harrison	Johnson	Doucet	Claxton	Talford	
1/13	Radford	Harrison	Johnson	Doucet	Claxton	Timmerman	
1/18	UNC Asheville	Harrison	Johnson	Doucet	Claxton	Talford	
1/20	at Gardner-Webb	Harrison	Anumba	Doucet	Claxton	Talford	
1/24	at Charleston Southern	Johnson	Anumba	Doucet	Claxton	Talford	
1/27	High Point	Harrison	Anumba	Doucet	Claxton	Talford	
2/3	at UNC Asheville	Harrison	Johnson	Anumba	Doucet	Talford	
2/7	Charleston Southern	Harrison	Anumba	Doucet	Claxton	Talford	
2/10	at Longwood	Harrison	Johnson	Doucet	Claxton	Talford	
2/15	at Radford	Harrison	Johnson	Anumba	Doucet	Timmerman	
2/21	Presbyterian College	Harrison	Johnson	Anumba	Doucet	Talford	
2/24	USC Upstate	Harrison	Johnson	Anumba	Doucet	Talford	
2/28	at High Point	Harrison	Johnson	Anumba	Doucet	Talford	
3/2	Gardner-Webb	Harrison	Anumba	Claxton	Talford	Timmerman	“Senior Day”

2023-24 SPECIALTY STATS

DATE/OPPONENT		IN PAINT (WU/OPP)	OFF-TO (WU/OPP)	2ND CHANCE (WU/OPP)	FAST BREAK (WU/OPP)	BENCH	TIES/LEAD	LARGEST LEAD	BIGGEST DEFICIT
11/6	at Clemson	26/26	8/11	7/6	0/9	17/27	0/0	-	24
11/8	Brevard	58/4	38/11	16/2	13/3	35/20	0/4	54	1
11/11	Drexel	38/42	5/14	15/17	2/11	11/16	0/5	12	2
11/17	Holy Cross	30/26	22/8	13/7	5/5	49/24	0/0	41	-
11/18	IUPUI	32/28	21/18	18/15	11/9	22/29	0/0	21	-
11/19	Elon	34/22	18/8	10/18	13/4	29/17	4/3	10	11
11/24	at Georgia	36/30	11/8	13/7	9/13	14/27	1/3	4	15
11/28	Bob Jones	32/22	27/13	6/4	19/7	46/12	0/0	41	-
12/2	at Coastal Carolina	38/36	14/17	25/17	8/8	35/20	6/13	13	7
12/5	Queens	44/40	14/19	15/9	9/22	29/10	4/2	7	12
12/10	at Little Rock	40/32	12/18	4/8	9/14	38/20	0/0	24	-
12/16	at Xavier	28/38	13/9	13/12	0/27	19/16	3/1	2	16
12/19	at South Carolina	16/40	13/18	11/16	8/6	8/17	1/2	1	11
12/22	at Florida State	20/26	10/21	10/12	2/12	14/22	12/13	6	8
12/29	Toccoa Falls	64/14	22/10	19/9	24/7	57/15	0/2	51	1
1/3	Longwood	32/44	18/19	15/12	6/10	11/18	5/2	8	11
1/6	at USC Upstate	34/38	26/17	4/12	4/8	23/30	6/4	10	9
1/10	at Presbyterian College	30/36	12/13	4/13	4/2	20/34	0/0	13	-
1/13	Radford	36/32	6/12	12/11	5/8	47/8	17/19	5	15
1/18	UNC Asheville	26/28	15/15	4/7	8/16	16/14	7/9	7	10
1/20	at Gardner-Webb	18/40	15/11	13/12	2/8	26/29	1/5	18	6
1/24	at Charleston Southern	52/34	18/10	6/16	13/10	37/18	0/4	33	1
1/27	High Point	56/26	11/14	16/8	5/8	27/11	4/7	17	3
2/3	at UNC Asheville	36/22	15/13	5/7	19/16	13/8	4/7	9	15
2/7	Charleston Southern	36/18	13/6	14/9	12/7	38/10	0/0	31	-
2/17	at Longwood	32/28	18/20	3/11	6/6	13/44	1/3	2	19
2/15	at Radford	42/28	13/5	11/6	9/2	24/12	5/9	18	5
2/21	Presbyterian College	34/50	11/17	11/13	5/11	11/10	3/1	9	23
2/24	USC Upstate	38/20	8/4	22/6	9/13	30/20	2/0	16	-
2/28	at High Point	48/26	25/26	17/6	11/27	15/24	4/6	3	19
3/2	Gardner-Webb	24/34	9/13	8/19	0/4	11/29	8/13	11	7
Totals		1,118/962	482/436	354/339	248/339	798/617	87/123	Largest - 54	Biggest - 24
Averages		36.1/31.0	15.5/14.1	11.4/10.9	8.0/10.6	26.2/19.6			

MARK PROSSER

Mark Prosser enters his third season at the helm of the men's basketball program.

Prosser became the 7th head coach in Winthrop men's basketball history when he was introduced Apr. 2., 2021.

The Eagles battled through a injury-riddled 2022-23 and finished the season 15-17 overall and 10-8 in the Big South.

In his first season with the Eagles he guided them to the Big South Conference Championship game and a 23-win season.

The 23 wins were the most by any coach in program history in their first season. It was the third time a first-year head coach won 20 or more games.

He joined Gregg Marshall as the only coaches in program history to begin conference play 5-0 in their first season.

On Nov. 27, 2021 he led the Eagles to the program's first ever win over a PAC-12 opponent with an 82-74 victory at Washington.

The Eagles posted a 13-0 home record, just the third time in program history a team finished with a perfect record at home.

Prosser has spent the previous three seasons as the head coach of the Western Carolina men's basketball program and is no stranger to Winthrop. In April of 2012, Prosser was hired as an assistant coach under Pat Kelsey and then served as Associate Head Coach from August of 2013 until his departure to Western Carolina in the spring of 2018.

Before departing for Western Carolina, Prosser played a role in helping bring the Winthrop men's basketball program back to the top of the Big South Conference, which was achieved when the Eagles captured the 2017 Big South Conference Championship and returned to the NCAA Tournament.

"My family and I could not be more excited to come home to Winthrop University and the Rock Hill community," said Prosser. "We'd like to thank Dr. Halpin, Dr. Hynd, the Board of Trustees and the entire Winthrop community for entrusting us with one of the most prestigious college basketball programs in the country."

In just his second season at the helm of the Catamounts program, Prosser led the team to a 12-win improvement to finish the season at 19-12. It was the second-most improved mark across NCAA Division I men's basketball. That season the team reached the Southern Conference semifinals before falling to eventual champion ETSU. That season Prosser's achievement was recognized by College Insider as he was honored as the Skip Prosser 'Man of the Year' award, which is named after his father.

Winthrop has been one of the top three-point shooting teams in the Big South Conference and nationally over the last 5-6 years and Prosser's teams in three seasons averaged 9.15 threes per game, which included a program record for a single-season with 302 in 2019-20. In 2018-19 the team set the program record for threes in a single-season, which now sits as the second-most.

Prosser began his coaching career as an assistant coach with Wofford College in Mike Young's first season (2002-03). During that season the Terriers posted a 14-15 mark, which included a 79-77 victory at Virginia Tech. In the Southern Conference, Wofford

posted an 8-8 record and advanced to the quarterfinals of the conference tournament.

Following his year at Wofford, Prosser headed to Bucknell as an assistant from 2003-08 under Pat Flannery.

It was at Bucknell that Prosser experienced the most post-season success as the Bison scored two NCAA Tournament upset victories during his tenure. In 2005, the 14th-seeded Bison upset No. 3 Kansas in the first round, earning the award for "Best Upset" at the 2005 ESPY Awards, and finished the year ranked 25th overall nationally with a 23-10 record. The following season, No. 9 seed Bucknell defeated No. 8 Arkansas in March Madness.

In 2005-06, the Bison went undefeated in Patriot League play, the first team to do so in conference history. The team was ranked in the top 25 for the first time in school history and featured Patriot League Player of the Year Charles Lee. For the NCAA Tournament, the Bison were seeded 9th and defeated Arkansas in the first round. In the second round they were defeated by Memphis to end the season at 27-5, the best record in school history.

While at Bucknell, Prosser signed 2008 Patriot League All-Freshman team selection Todd O'Brien and was involved in the player development of Charles Lee, who went on to sign a professional contract with the NBA's San Antonio Spurs. Lee was a three-time All-Patriot League selection and the 2006 Patriot League Player of the Year.

In the summer of 2008, Prosser returned to the sidelines at Southern Conference-member Wofford. During his first season back in Spartanburg in 2008, the Terriers set a school record with 12SoCon wins. In addition, the team posted its first winning overall record since moving to the NCAA Division I level. The following year, Prosser helped Wofford reach a school-record 26 wins along with the Southern Conference Championship and a trip to the NCAA Tournament.

All told, with Prosser on the bench in Spartanburg, the Terriers posted a 63-36 (.636) overall record, highlighted by back-to-back SoCon regular season and tournament championships, and consecutive appearances in the NCAA Tournament. He helped Wofford to a then school-record 26 victories in 2009-10 with a second 20-win season in 2010-11 with a squad that led the SoCon in assists and was also first in assist/turnover margin. Wofford also was eighth in the nation in 3-point percentage and 12th in overall field goal percentage.

Prosser was instrumental in the development of three-time first-team All-SoCon selection Noah Dahlman, a post player who scored more than 2,000 career points and was twice dubbed SoCon Tournament MVP.

A native of Wheeling, W.Va., Prosser played collegiately at Marist College in Poughkeepsie, N.Y., before a knee injury ended his career prematurely. He began his coaching career as a student assistant coach at Marist until his graduation in 2002, helping the Red Foxes to a share of the Metro-Atlantic Athletic Conference (MAAC) regular season title in 2001-02.

Prosser and his wife Emily are the parents of two -- a daughter, Ava Grayce and a son, Declan.



Career Record

Winthrop: 55-40

Career: 97-116

Big South: 32-18

Coaching Experience

1999-2002

Marist

Student Assistant

2002-03

Wofford College

Assistant Coach

2003-08

Bucknell

Assistant Coach

2008-11

Wofford College

Assistant Coach

2011-12

Brevard College

Head Coach

2012-2013

Winthrop

Assistant Coach

2013-18

Winthrop

Associate Head Coach

2018-21

Western Carolina

Head Coach

2021-present

Winthrop

Head Coach

Playing Experience

1998-99

Marist

MARK PROSSER ERA



Prosser Facts

- Hired as the 7th head coach in Winthrop men's basketball history on Apr. 2, 2021
- Earned his first win at Winthrop on Nov. 9, 2021 with a 110-78 victory over Mary Baldwin as all seven head coaches in program history won in their debut
- Became the 3rd Winthrop coach in program history to win 20 games in first season
- First Winthrop coach to 14 league wins in first season and one of only two to do so in league history (Terry Truax of Towson - 14 in 1992-93)
- Became the 4th coach in program history to begin Winthrop career 2-0
- Prosser and Marshall are also the only coaches to start Big South career 5-0
- Joined Dan Kenney and Gregg Marshall as the only Winthrop coach to get a win in their first Big South Conference regular season contest
- Led Eagles to first ever win over PAC 12 opponent with an 82-74 win at Washington on Nov. 27, 2021
- The win at Washington was the first over a Power 5 team in his career (8th meeting ever vs. Power 5 and is now 1-7)
- Has been on staff for nine conference championship title games and five NCAA Tournament appearances
- Between being the head coach and an assistant coach he's represented Winthrop in 202 games on the bench

WINTHROP 1ST YEAR HEAD COACHING RECORDS

Mark Prosser	23-9
Nield Gordon	22-9
Gregg Marshall	21-8 (29 game season)
Randy Peele	20-11
Pat Kelsey	14-17
Dan Kenney	14-16
Steve Vacendak	8-20 (28 game season)

PROSSER TRENDS

	<u>WIN</u>	<u>Career</u>
Lead at the half:	41-11	72-24
Trail at the half:	12-27	21-88
Tied at the half:	2-2	4-4
Double-Figure leads at the half:	19-2	32-3
Double-Figure deficit at the half:	3-11	6-43
Score 100+:	3-0	8-0
Score 90+:	11-1	26-2
Score 80+ :	29-6	53-16
Score 70+:	41-14	82-41
Score 60+:	49-32	90-95
Score less than 60:	1-9	1-31
Allow 100+:	0-1	0-4
Allow 90+:	2-4	6-20
Allow 80+:	11-15	24-56
Allow 70+:	24-34	51-95
Allow 60+:	39-38	74-112
Allow less than 60 points:	16-0	23-2
Shoot 50% or better:	35-3	58-13
Shoot 40% or better:	52-24	86-72
Shoot 70% or better at FT Line:	32-23	56-58
Shoot 80% or better at FT Line:	15-10	27-20
Higher field goal percentage:	50-6	84-20
Lower field goal percentage:	5-33	13-94
Same field goal percentage:	0-1	0-2
Outrebound opponent:	31-6	63-35
Outrebound opponent 10+:	17-1	30-6
Outrebounded by opponent:	23-33	29-74
Rebounds are even:	1-1	4-7
More free throw attempts:	48-20	71-55
Fewer free throw attempts:	6-17	23-64
Free throw attempts are even:	1-2	3-6
Make 7+ 3's:	43-21	78-70
Make 10+ 3's:	28-8	53-25
Day games:	20-16	46-48
Night games:	35-24	50-68
Morning games:	0-0	1-0
Games on Monday:	2-3	4-8
Games on Tuesday:	6-5	8-10
Games on Wednesday:	15-7	22-32
Games on Thursday:	5-2	8-8
Games on Friday:	4-3	5-10
Games on Saturday:	21-17	45-46
Games on Sunday:	2-1	4-2

Games Decided By:

1 point:	4-2
2 points:	10-7
5 points or less:	26-29
6-9 points:	25-24
Double-figures:	45-62

PROSSER ALL-TIME RECORD vs. OPPONENTS

Team	Games	Overall	Home	Road	Neutral	BSC Tourney	PF	PA
Anderson (S.C.)	2	1-1	0-1	1-0	0-0	0-0	145	140
Auburn	1	0-1	0-0	0-1	0-0	0-0	65	89
Barton	1	0-1	0-0	0-0	0-1	0-0	55	89
Belmont Abbey	1	0-1	0-1	0-0	0-0	0-0	80	90
Brevard	1	1-0	1-0	0-0	0-0	0-0	98	44
Bryan	1	1-0	1-0	0-0	0-0	0-0	70	64
Bob Jones	1	1-0	1-0	0-0	0-0	0-0	90	49
Bowling Green	1	0-1	0-0	0-1	0-0	0-0	52	73
Campbell	3	3-0	2-0	1-0	0-0	0-0	247	239
Carson-Newman	2	0-2	0-1	0-1	0-0	0-0	108	153
Carver College	1	1-0	0-0	0-0	1-0	0-0	83	52
Catawba College	2	0-2	0-1	0-1	0-0	0-0	106	135
Charleston Sou.	6	6-0	3-0	3-0	0-0	0-0	458	387
Chattanooga	6	3-3	1-2	2-1	0-0	0-0	466	470
Citadel	7	5-2	3-0	2-1	0-1	0-0	604	579
Clemson	1	0-1	0-0	0-1	0-0	0-0	56	78
Coastal Carolina	3	1-2	0-1	1-1	0-0	0-0	235	247
College of Charleston	2	1-1	0-1	1-0	0-0	0-0	150	147
Converse	1	1-0	1-0	0-0	0-0	0-0	78	40
Drexel	1	0-1	0-0	0-0	0-0	0-0	72	74
Duquesne	1	0-1	0-0	0-1	0-0	0-0	57	74
Eastern Michigan	1	1-0	0-0	0-0	1-0	0-0	101	87
Elon	2	1-1	1-0	0-1	0-0	0-0	139	133
ETSU	7	0-7	0-3	0-3	0-1	0-0	477	567
Florida State	2	0-2	0-0	0-2	0-0	0-0	135	146
Furman	8	1-7	1-3	0-4	0-0	0-0	576	644
Gardner-Webb	8	5-3	2-2	2-1	1-0	1-0	577	543
Georgia	2	0-2	0-0	0-2	0-0	0-0	141	169
Hampton	1	0-0	1-0	0-0	0-0	0-0	69	57
Hartford	1	1-0	1-0	0-0	0-0	0-0	82	75
High Point	7	2-5	1-1	0-4	1-0	1-0	510	534
Hiwassee	1	1-0	1-0	0-0	0-0	0-0	94	55
Holy Cross	1	1-0	1-0	0-0	0-0	0-0	89	51
IUPUI	1	1-0	1-0	0-0	0-0	0-0	74	61
Iowa	1	0-1	0-0	0-1	0-0	0-0	60	78
Jacksonville	2	2-0	1-0	1-0	0-0	0-0	173	159
Jacksonville State	1	0-1	0-0	0-0	0-1	0-0	53	84
Lees-McRae	1	1-0	1-0	0-0	0-0	0-0	71	55
Lenoir-Rhyne	2	1-1	1-0	0-1	0-0	0-0	133	130
Little Rock	1	1-0	0-0	1-0	0-0	0-0	85	68
Lincoln Memorial	2	0-2	0-1	0-1	0-0	0-0	101	153
Longwood	6	2-4	2-0	0-3	0-1	0-1	435	474
LSU	1	0-1	0-0	0-1	0-0	0-0	81	89
Mars Hill	2	2-0	1-0	1-0	0-0	0-0	169	156
Mary Baldwin	1	1-0	1-0	0-0	0-0	0-0	110	78
Mercer	9	4-5	3-1	0-4	1-0	0-0	690	671
Middle Tennessee	2	1-1	1-0	0-1	0-0	0-0	141	144
Mississippi State	1	0-1	0-0	0-0	0-1	0-0	63	84
Montevallo	1	0-1	0-1	0-0	0-1	0-0	40	83
Mount Olive	1	0-1	0-0	0-1	0-0	0-0	78	100
Newberry	3	1-2	1-1	0-1	0-0	0-0	239	261
North Carolina A&T	3	3-0	2-0	1-0	0-0	0-0	258	216
North Carolina State	1	0-1	0-0	0-1	0-0	0-0	67	100
North Georgia	1	0-1	0-0	0-1	0-0	0-0	66	75
North Greenville	1	0-1	0-0	0-1	0-0	0-0	61	68
Penn St.	1	0-1	0-0	0-1	0-0	0-0	68	93
Piedmont	3	3-0	3-0	0-0	0-0	0-0	282	161
Presbyterian	6	5-1	2-1	3-0	0-0	0-0	419	398
Queens	1	1-0	1-0	0-0	0-0	0-0	88	82
Radford	6	3-3	2-1	1-1	0-1	0-1	422	418
Samford	5	3-2	2-0	1-2	0-0	0-0	422	391
SMU	1	0-1	0-0	0-1	0-0	0-0	65	98
South Carolina	1	0-1	0-0	0-1	0-0	0-0	62	72
South Carolina St.	1	1-0	1-0	0-0	0-0	0-0	81	67
Southern Miss	2	0-2	0-0	0-0	0-2	0-0	115	145
Stetson	1	1-0	0-0	1-0	0-0	0-0	70	64
Tennessee Tech	2	2-0	1-0	1-0	0-0	0-0	165	151
Toccoa Falls	2	2-0	2-0	0-0	0-0	0-0	212	114
Troy	1	0-1	0-0	0-0	0-1	0-0	64	66
Tusculum	2	0-2	0-1	0-1	0-0	0-0	113	140
UNC Asheville	10	6-4	3-1	3-3	0-0	0-0	701	774
UNC Greensboro	6	1-5	0-3	1-2	0-0	0-0	393	465
UNC Wilmington	1	1-0	0-0	0-0	1-0	0-0	98	76
USC Upstate	6	4-2	2-1	2-1	0-0	0-0	481	452
Vanderbilt	1	0-1	0-0	0-1	0-0	0-0	63	77
VCU	1	0-1	0-0	0-1	0-0	0-0	68	93
VMI	7	2-5	1-2	1-2	0-1	0-0	547	575
Wake Forest	1	0-1	0-0	0-1	0-0	0-0	64	71
Washington	1	1-0	0-0	1-0	0-0	0-0	82	74
Washington State	1	0-1	0-0	0-1	0-0	0-0	86	92
Wingate	2	0-2	0-1	0-1	0-0	0-0	110	147
Wofford	6	2-4	1-2	1-2	0-0	0-0	405	474
Wright State	1	0-1	0-0	0-1	0-0	0-0	73	96
Xavier	2	0-2	0-0	0-2	0-0	0-0	120	149
Young Harris	2	0-2	0-1	0-1	0-0	0-0	140	171
TOTALS	213	97-116	55-35	33-69	6-11	2-2	15,677	15,164

WINTHROP'S ALL-TIME 30/40-POINT GAMES

40-POINT GAMES

Melvin Branham (Jr.)	45	Jan. 10, 1994 at Charleston Southern
David McMahan	42	Jan. 15, 1996 vs. Coastal Carolina
Keon Johnson	40	Feb. 9, 2017 at UNC Asheville
Michael Jenkins	40	Nov. 10, 2006 vs. North Greenville
Fred McKinnon	40	Nov. 29, 1985 vs. Morris College

30-POINT GAMES

Keon Johnson	39	Feb. 4, 2017 vs. Campbell
Mike Gaither	39	Nov. 18, 1982 vs. Coker College (Clover, SC)
Keon Johnson	38	Nov. 21, 2016 at Illinois
Jimmy Gavin	38	Nov. 27, 2015 at North Carolina State (Raleigh, NC)
Greg Lewis	38	Dec. 21, 1999 vs. UNC Greensboro
Keon Johnson	37	Dec. 31, 2016 vs. Radford
Robbie Waldrop	37	Feb. 12, 1998 at Charleston Southern
Xavier Cooks	36	Feb. 15, 2018 at Gardner-Webb
Keon Johnson	36	Jan. 27, 2016 vs. Charleston Southern
Fred McKinnon	36	Feb. 2, 1985 at Livingstone College
Charles Brunson	36	Nov. 25, 1980 at Voorhees
Sin'Cere McMahon	35	Feb. 8, 2023 at UNC Asheville
Nych Smith	35	Jan. 26, 2019 at Presbyterian College
Fred McKinnon	35	Jan. 16, 1986 vs. Central Wesleyan College
Charles Brunson	35	Feb. 4, 1982 vs. Erskine
Charles Brunson	35	Dec. 10, 1980 at Belmont Abbey
David McMahan	34	Dec. 30, 1995 at Georgia State
Charles Brunson	34	Nov. 22, 1980 at Morris College
Charles Brunson	34	Nov. 19, 1980 vs. Allen University
Patrick Good	33	Nov. 22, 2021 at Washington State
Andre Jones	33	Dec. 27, 2011 at Georgia
Michael Jenkins	33	Mar. 6, 2008 vs. UNC Asheville (Big South Tourney Championship game)
Greg Lewis	33	Feb. 18, 2002 vs. Coastal Carolina
George Henson	33	Feb. 10, 1990 at Campbell
Shaun Wise	33	Dec. 28, 1989 at US International
Charles Brunson	33	Jan. 11, 1981 at Webber College
Josh Ferguson	32	Dec. 7, 2019 vs. Coastal Carolina
Keon Johnson	32	Feb. 13, 2016 at Radford
Keon Johnson	32	Dec. 31, 2015 vs. Campbell
Keon Johnson	32	Nov. 24, 2015 at USC Upstate
Torrell Martin	32	Feb. 24, 2007 at Coastal Carolina
Torrell Martin	32	Feb. 20, 2006 at Liberty
Melvin Branham (Jr.)	32	Jan. 27, 1994 at Towson State
Mark Hailey (Sr.)	32	Feb. 20, 1993 vs. Radford
Eddie Gay (Sr.)	32	Dec. 13, 1992 vs. The Citadel
Charles Brunson	32	Jan. 16, 1982 at USC-Aiken
Charles Brunson	32	Jan. 15, 1981 at USC-Spartanburg
Patrick Good	31	Jan. 20, 2022 at Presbyterian College
Keon Johnson	31	Mar. 3, 2017 vs. #4 Gardner-Webb
Keon Johnson	31	Mar. 2, 2017 vs. #8 Charleston Southern
Keon Johnson	31	Jan. 28, 2017 vs. High Point
Jimmy Gavin	31	Mar. 6, 2016 vs. UNC Asheville (Buies Creek, NC-Big South Tourney Championship game)
Jimmy Gavin	31	Feb. 27, 2016 at Campbell
Torrell Martin	31	Dec. 4, 2006 at #12 Wisconsin
Ted Houpt	31	Feb. 12, 1987 at Howard University
Fred McKinnon	31	Nov. 22, 1985 vs. Wingate
Charles Brunson	31	Feb. 8, 1982 vs. Presbyterian College
Donnie Creamer	31	Dec. 9, 1978 at Erskine
Patrick Good	30	Feb. 19, 2022 at UNC Asheville
D.J. Burns Jr.	30	Nov. 9, 2021 vs. Mary Baldwin
Xavier Cooks	30	Dec. 5, 2017 at Georgia
Keon Johnson	30	Dec. 19, 2015 at Georgia Southern
Keon Moore	30	Jan. 3, 2015 vs. High Point
Tyson Waterman	30	Feb. 12, 1999 vs. Charleston Southern
Ronnie Creamer	30	Jan. 15, 1979 at Francis Marion
LaShawn Coulter	30	Jan. 21, 1995 at UNC Asheville
Mark Hailey (Jr.)	30	Nov. 23, 1991 vs. Averett College
Greg Washington	30	Dec. 15, 1988 vs. East Carolina
Fred McKinnon	30	Feb. 10, 1985 vs. Armstrong State
Ronnie Creamer	30	Nov. 18, 1978 vs. Catawba

Indv./Team Most Points Single-Game

Top 10 Individual Scoring Performances Home/Away

Home

42	David McMahan	(vs. Coastal Carolina, 1-15-96)
40	Michael Jenkins	(vs. North Greenville, 11-10-06)
	Fred McKinnon	(vs. Morris College, 11-29-85)
	Keon Johnson	(at UNC Asheville, 2-9-17)
39	Keon Johnson	(vs. Campbell, 2-4-17)
38	Greg Lewis	(vs. UNC Greensboro, 12-21-99)
37	Keon Johnson	(vs. Radford, 12-31-16)
36	Keon Johnson	(vs. Charleston Southern, 1-27-16)
35	Fred McKinnon	(vs. Central Wesleyan College, 1-16-86)
	Charles Brunson	(vs. Erskine College, 2-4-82)

Away

45	Melvin Branham Jr.	(at Charleston Southern, 1-10-94)
40	Keon Johnson	(at UNC Asheville, 2-9-17)
38	Keon Johnson	(at Illinois, 11-21-16)
	Jimmy Gavin	(at N.C. State, 11-27-15)
37	Robbie Waldrop	(at Charleston Southern, 2-12-98)
36	Xavier Cooks	(at Gardner-Webb, 2-15-18)
	Fred McKinnon	(at Livingstone College, 2-2-85)
	Charles Brunson	(at Voorhees, 11-25-80)
35	Sin'Cere McMahan	(at UNC Asheville, 2-8-23)
	Nych Smith	(at Presbyterian College, 1-26-19)
	Charles Brunson	(at Belmont Abbey, 12-10-80)
34	Charles Brunson	(at Mooris College, 11-22-80)
33	Patrick Good	(at Washington State, 11-22-21)
	Andre Jones	(at Georgia, 12-27-11)
	Michael Jenkins	(at UNC Asheville, 3-6-08)
	George Henson	(at Campbell, 2-10-90)
	Shaun Wise	(at U.S. International, 12-28-89)
	Charles Brunson	(at Webber College, 1-11-81)

Top 5 Individual Scoring Performances vs. Big South Opponents

All Games

45	Melvin Branham Jr.	(at Charleston Southern, 1-10-94)
42	David McMahan	(vs. Coastal Carolina, 1-15-96)
40	Keon Johnson	(at UNC Asheville, 2-9-17)
39	Keon Johnson	(vs. Campbell, 2-4-17)
37	Keon Johnson	(vs. Radford, 12-31-16)

Home

42	David McMahan	(vs. Coastal Carolina, 1-15-96)
39	Keon Johnson	(vs. Campbell, 2-4-17)
37	Keon Johnson	(vs. Radford, 12-31-16)
36	Keon Johnson	(vs. Charleston Southern, 1-27-16)
32	Keon Johnson	(vs. Campbell, 12-31-15)

Away

45	Melvin Branham Jr.	(at Charleston Southern, 1-10-94)
40	Keon Johnson	(at UNC Asheville, 2-9-17)
36	Xavier Cooks	(at Gardner-Webb, 2-15-18)
35	Sin'Cere McMahan	(at UNC Asheville, 2-8-23)
	Nych Smith	(at Presbyterian College, 1-26-19)
33	George Henson	(at Campbell, 2-10-90)
32	Keon Johnson	(at Radford, 2-13-16)
	Torrell Martin	(at Coastal Carolina, 2-24-07)
	Torrell Martin	(at Liberty, 2-20-06)
	Melvin Branham Jr.	(at Towson St., 1-27-94)

Most Point In Home/Away Game (Top 10)

Home

134	Pfeiffer, 11-13-18	W, 134-99
132	Morris, 11-29-85	W, 132-73
130	Johnson & Wales, 12-12-96	W, 130-33
127	Pfeiffer, 11-25-19	W, 127-83
116	Warren Wilson, 11-24-18	W, 116-76
116	Rio Grande (OH), 12-28-15	W, 116-84
113	Toccoa Falls, 12-29-23	W, 113-62
110	Mary Baldwin	W, 110-78
109	Hiwassee, 12-16-18	W, 109-66
109	Catawba, 11-18-78	W, 109-92
108	VMI, 1-6-07	W, 108-76
108	U.S. International, 1-12-91	W, 108-81

Away

116	at Hampton, 1-16-20	W, 116-95
109	at VMI, 1-31-07	Won, 109-76
107	at USC Upstate, 12-13-20	Won, 107-77
102	at Pembroke St., 1-10-86	Won, 102-99
101	at UNC Asheville, 2-9-17	Lost, 104-101
101	at Charleston Sou., 1-10-94	Won, 101-96
101	at Central Connecticut, 12-4-92	Won, 101-93
101	at Benedict College, 2-20-86	Won, 101-76
97	at USC Aiken, 1-14-82	Won, 97-90
97	at Wofford, 1-31-80	Won, 97-78

Most Points Home/Away vs. Big South Opponents (Top 10)

Home

108	vs. VMI, 1-6-07	Won, 108-76
107	vs. UNCA, 2-26-14	Won, 107-100 (OT)
106	vs. VMI, 2-4-09	Lost, 110-106 (OT)
104	vs. UNCA	Won, 104-71
101	vs. Hampton, 2-9-19	Won, 101-91
100	vs. Coastal Carolina, 2-18-02	Won, 100-74
99	vs. Gardner-Webb, 1-11-20	Won, 99-95 (3OT)
98	vs. Armstrong St., 2-17-86	Won, 98-81
98	vs. VMI, 2-8-06	Won, 98-65
97	vs. Gardner-Webb	Won, 97-88
97	vs. Towson St., 2-23-95	Won, 97-93
96	vs. VMI, 1-7-10	Won, 96-63

Away

116	at Hampton, 1-16-20	W, 116-95
107	at USC Upstate, 12-13-20	W, 107-77
101	at UNC Asheville, 2-9-17	Lost, 104-101
101	at Charleston Sou., 1-10-94	Won, 101-96
96	at High Point, 2-28-24	Lost, 100-96 OT
95	at USC Upstate, 1-26-22	Won, 95-91 OT
95	at Longwood, 1-24-18	Won, 95-78
94	at Coastal Carolina, 1-7-94	Lost, 103-94
93	at Presbyterian Col., 2-25-17	Won, 93-56
93	at UMBC, 1-25-93	Lost, 99-93
91	at Presbyterian College, 1-26-19	Lost, 99-91
90	at Gardner-Webb, 2-15-18	Won, 90-71
90	at Towson St., 2-23-95	Lost, 92-90
90	at UNC Asheville, 2-5-90	Won, 90-89
90	at Radford, 1-14-05	Won, 90-75

WINTHROP TEAM/INDIVIDUAL RECORDS

MISC. RECORDS

Most Games Played	39 (1980-81/31-8)
Most Wins	31 (1980-81)
Most Wins (D1 member)	29 (2006-07)
Fewest Wins	4 (1993-94)
Most Losses	23 (1993-94)
Fewest Losses	5 (2006-07)
Best Winning Percentage	.818 (29-5/2006-07)
Worst Winning Percentage	.148 (4-23/1993-94)
Most Home Wins	16 (2004-05)
Most Home Wins In Winthrop Coliseum	16 (2004-05)
Most Home Losses	11 (1991-92)
Most Home Losses In Winthrop Coliseum	11 (1991-92)
Most Road Wins	12 (1978-89/2006-07/2016-17)
Most Road Losses	13 (1993-94)
Longest Winning Streak	21 (2019-20 to 2020-21)
Longest Winning Streak (single-season)	19 (2006-07)
Longest Losing Streak	13 (1986-87)
Most Big South Wins	15 ('04-05/'16-17/'19-20)
Most Big South Losses	15 (1993-94)
Longest Winning Streak (Big South)	16 (2006-07/single-season)
Longest Winning Streak (Big South)	22 (2004-05 to 2005-06)
Longest Losing Streak (Big South)	10 (1993-94/single-season)
Longest Losing Streak (Big South)	14 (1993-94 to 1994-95)

SINGLE-GAME RECORDS (Team)

Most Points Scored	134, vs. Pfeiffer (11-13-18)
Largest Margin of Victory	97 vs. Johnson & Wales (12-7-96)
Largest Margin of Victory (D1 opponent)	44 vs. VMI (84-41/1-23-08)
Largest Margin of Defeat	57 vs. Seton Hall (106-49/12-29-90)
Largest Margin of Defeat (D1 member)	57 vs. Seton Hall (106-49/12-29-90)
Fewest Points Allowed	22 vs. Lander (11-16-81)
Most Points First Half	73 vs. Pfeiffer (11-13-18)
Most Point Second Half	71 vs. Morris (11-29-85)
Fewest Points Scored	23 vs. Col. of Charleston (2-26-93)
Fewest Points First Half	6 vs. Col. of Charleston (2-26-93)
Fewest Points Second Half	11 vs. Washington St. (3-20-08)
Fewest Points Against In A Half	8 vs. Col. of Charleston (2-26-93)
Most Field Goals Made	57 vs. Morris (11-29-85)
Most Field Goals Attempted	101 vs. Piedmont (11-24-78)
Best Field Goal Accuracy	.706 vs. USC-Aiken (36-51/1-17-82)
Most 3pt Field Goals Made	24 vs. Hiwassee (12-16-18)
Most 3pt Field Goals Attempted	55 vs. Hiwassee (12-16-18)
Best 3pt Field Goal Accuracy	.714 vs. Barton (10-14/12-2-04) D1 Opponent
	.643 vs. High Point (9-14/12-5-09)
Most Free Throws Made	39 vs. St. Francis (11-27-89)
Most Free Throws Attempted	50 vs. Campbell (12-30-20)
	50 at High Point (2-28-24)
Best Free Throw Accuracy	1.000 vs. Liberty (21-21/3-5-14)
	1.000 vs. Lander (13-13/2-20-85)
Most Rebounds	70 vs. Presbyterian College (2-11-80)
Most Offensive Rebounds*	28 at Coastal Carolina (12-2-23)
Most Assists	37 vs. Newberry (2-17-90)
Most Steals	21 vs. Wofford College (1-31-80) vs. Morris (11-29-85)
Most Blocked Shots	16 vs. Voorhees (2-16-81)
Most Personal Fouls	37 vs. Georgia State (12-30-95)

SEASON RECORDS

Most Points	2,866 (1980-81)
Best Scoring Average	83.6 (1992-93/30 games)
Most Field Goals Made	1,161 (1978-79)
Most Field Attempted	2,415 (1978-79)
Best Field Goal Accuracy	.530 (1985-86)
Most 3pt Field Goals	372 (2018-19/30 games))
Best 3pt Field Goals Per Game Avg.	12.40 (2018-19/30 games)
Most 3pt Field Goals Attempted	997 (2018-19)
Best 3pt Field Goal Accuracy	.431 (1987-88)
Most Free Throws Made	646 (1980-81)
Most Free Throws Attempted	931 (1980-81)
Best Free Throw Accuracy	.749 (2015-16)
Most Rebounds	1,613 (1978-79)
Most Assists	818 (1978-79)
Most Steals	479 (1979-80)
Most Blocked Shots	174 (2016-17)
Most Personal Fouls	751 (1978-79)

* Indicates On Record

SINGLE-GAME RECORDS (Individual)

Most Points Scored	45-Melvin Branham vs. Charleston Sou. (1-10-94)
Most Field Goals Made	20-Fred McKinnon vs. Morris (11-25-85)
Most Field Goals Attempted	31-Fred McKinnon vs. Morris (11-25-85)
Best Field Goal Accuracy	1.000-Brian Pope (10-10) vs. Morris (1-6-84)
	Eddie Gay (10-10) vs. Coppin St. (11-23-91)
	Allen Washington (10-10) vs. Pfeiffer (2-5-86)
Most 3pt Field Goals Made	12-David McMahan vs. Coastal Carolina (1-15-96)
	Michael Jenkins vs. North Greenville (11-10-06)
Most 3pt Field Goals Attempted	21-LaShawn Coulter
Most Free Throws Made	18-Mark Hailey vs. Averett (11-26-91)
	James Shuler vs. High Point (2-23-06)
Most Free Throws Attempted	20-Mark Hailey vs. Averett (11-26-91)
Best Free Throw Accuracy	1.000-James Shuler (18-18) vs. High Point (2-23-06)
Most Rebounds	23-Allen Washington vs. Piedmont (11-30-85)
Most Assists	17-Rick Riese vs. Limestone (2-12-81)
Most Blocked Shots	7-Rick Riese vs. Limestone (2-12-81)
	Billy Houston vs. UNC Asheville (1-11-06)
Most Steals	13-Rick Riese vs. Limestone (2-12-81)

SINGLE-SEASON RECORDS (Individual)

Most Points Scored	875-Charles Brunson (1980-81)
Best Scoring Average	22.4-Charles Brunson (1980-81)
Most Field Goals Made	354-Charles Brunson (1980-81)
Most Field Goals Attempted	584-Ronnie Creamer (1978-79)
Best Field Goal Accuracy (<i>150 attempts</i>)	.657-Charles Brunson (113-172/1979-80)
Most 3pt Field Goals Made	102-Keon Johnson (2016-17)
Most 3pt Field Goal Attempts	255-Keon Johnson (2016-17)
Best 3pt Field Goal Accuracy (<i>35 made</i>)	.460-Charles Falden (40-87/2018-19)
Most Free Throws Made	171-Keon Johnson (2016-17)
Most Free Throws Attempted	235-Charles Brunson (1980-81)
Best Free Throw Accuracy (<i>80 made</i>)	.867-Mike Gaither (98-113/1981-82)
Most Rebounds	453-Charles Brunson (1980-81)
Most Assists	317-Rick Riese (1980-81)
Most Blocked Shots	72-Duby Okeke (2015-16)
Most Steals	208-Rick Riese (1979-80)
Most Minutes Played	1,374-Charles Brunson (1980-81)
Most Personal Fouls	139-Ronnie Creamer (1978-79)
Most Times Disqualified	14-Donnie Creamer (1978-79)
	Melvin Branham (1993-94)

WINTHROP ALL-TIME D1 TRIPLE-DOUBLES (on record)

Chandler Vaudrin	Mar. 1, 2021 vs. (8) High Point (10 points, 12 rebounds, 10 assists)
Chandler Vaudrin	Dec. 30, 2020 vs. Campbell (10 points, 13 rebounds, 10 assists)
Chandler Vaudrin	Dec. 13, 2020 at USC Upstate (13 points, 11 rebounds, 14 assists)
Chandler Vaudrin	Jan. 2, 2020 vs. Longwood (10 points, 12 rebounds, 11 assists)
Xavier Cooks	Dec. 2, 2017 vs. Reinhardt (11 points, 15 rebounds, 11 assists)

20-WIN SEASONS

SEASON (NCAA D1)	SEASON ENDED WITH...	FINAL RECORD
29--2006-07	(NCAA Tourney - W, 74-64, (6) Notre Dame)	29-5
	(NCAA 2nd Rnd - L, 75-61, (3) Oregon)	26-7
27--2004-05	(NCAA Tourney - L, 74-64, (3) Gonzaga)	27-6
26--2016-17	(NCAA Tourney - L, 76-64, (3) Butler)	26-7
24--2019-20	(Big South Champions - NCAA Tourney canceled (COVID19)	24-10
23--2020-21	(NCAA Tourney - L, 73-63, (5) Villanova)	23-2
23--2021-22	(Big South Tournament Final - L, 79-58)	23-9
23--2015-16	(Big South Tournament Final - L, 77-68)	23-9
23--2005-06	(NCAA Tourney - L, 63-61, (2) Tennessee)	23-8
22--2007-08	(NCAA Tourney - L, 71-40, (4) Washington State)	22-12
21--1999-00	(NCAA Tourney - L, 74-50, (3) Oklahoma)	21-9
21--1998-99	(NCAA Tourney - L, 80-41, (1) Auburn)	21-8
20--2013-14	(Big South Tournament Final - L, 76-61)	20-13
20--2002-03	(Big South Tournament Semi-Finals - L, 81-80 OT, UNCA)	20-10
20--1985-86	(Big South Tournament Semi-Finals - L, 87-79)	20-9

WINTHROP ALL-TIME SERIES VS. LONGWOOD

DATE	Home/Away/Neutral	Won/Lost	Series Record	BSC Record
Jan. 7, 1986	Home	Won, 80-68	1-0	
Jan. 25, 1986	Away	Lost, 67-58	1-1	
Feb. 9, 2013	Home	Lost, 62-56	1-2	0-1
Feb. 12, 2014	Away	Won, 76-59	2-2	1-1
Dec. 31, 2014	Home	Won, 82-72 OT	3-2	2-1
Feb. 21, 2015	Away	Won, 83-59	4-2	3-1
Mar. 7, 2015	Neutral (BSCT Semis)	Won, 71-58	5-2	
Jan. 24, 2016	Away	Won, 82-68	6-2	4-1
Feb. 11, 2016	Home	Won, 88-80	7-2	5-1
Jan. 7, 2017	Home	Won, 83-65	8-2	6-1
Feb. 15, 2017	Away	Won, 83-63	9-2	7-1
Jan. 24, 2018	Away	Won, 95-78	10-2	8-1
Feb. 18, 2018	Home	Won, 79-64	11-2	9-1
Jan. 16, 2019	Home	Lost, 75-61	11-3	9-2
Jan. 2, 2020	Home	Won, 91-67	12-3	10-2
Feb. 8, 2020	Away	Won, 70-68	13-3	11-2
Jan. 14, 2021	Home	Won, 72-61	14-3	12-2
Jan. 15, 2021	Home	Won, 70-50	15-3	13-2
Mar. 4, 2021	Home (BSCT Semis)	Won, 82-61	16-3	
Jan. 29, 2022	Away	Lost, 92-88	16-4	13-3
Mar. 6, 2022	Neutral (Big South Title Game)	Lost, 79-58	16-5	
Jan. 7, 2023	Away	Lost, 85-71	16-6	13-4
Feb. 1, 2023	Home	Won, 76-74	17-6	14-4
Jan. 3, 2024	Home	Won, 68-60 (OT)	18-6	15-4
Feb. 10, 2024	Away	Lost, 84-74	18-7	15-5
Home Record: 11-2	Away Record: 6-4	Neutral Record: 1-1	Big South Tourney: 1-1	
Overtime: 2-0				

RECORD WHEN WINTHROP SCORES... vs. Longwood by Month...

100-plus: 0-0
 90-99: 2-0
 80-89: 8-1
 70-79: 7-2
 60-69: 0-1
 50-59: 0-3
 40-49: 0-0

November: 0-0
 December: 1-0
 January: 7-5
 February: 7-1
 March: 2-1

Games Decided By...

1-point: 0-0
 2-points: 2-0
 1-5: 2-1
 6-10: 3-3
 11-19: 8-2
 20-plus: 4-1

Longest Streak in Series

Winthrop Consecutive Wins: 10 (2014-18)
 Winthrop Consecutive Losses: 3 (2022-23)
 Consecutive Home Wins: 5 (current)
 Consecutive Away Wins: 6 (2014-20)

Last Meeting (2/10/24) | Joan Perry Brock Center



Official Basketball Box Score - Final
Winthrop at Longwood
 02/10/24 Joan Perry Brock Center, Farmville
 2023-24 Men's Basketball

Game Time: 3:00 PM
 Game Duration: 2:27
 Attendance: 2,873

Officials: Lee Kluttz, Corey Haney, Eddie Shannon Sr

Winthrop - 74

Record: 15-11 (6-5)

NO.	Name	Min	FG M-A	3P M-A	FT M-A	Rebounds OR DR TOT	Fouls PF FD	TP	AS	TO	ST	Blocks BS BA	+/-
4	Kelton Talford	F 33:17	3-5	0-0	12-16	1 0 1	2 9	18	1	2	1	1 0	-7
12	K.J. Doucet	F 27:40	3-7	1-5	8-11	1 6 7	5 7	15	0	2	1	0 0	-5
33	Chase Claxton	F 17:41	0-1	0-1	0-1	1 1 2	3 1	0	0	2	0	0 0	-9
10	Nick Johnson	G 31:32	3-7	2-4	0-2	1 2 3	4 4	8	1	3	3	0 0	-7
11	Kasen Harrison	G 34:40	9-14	1-3	1-3	2 1 3	3 3	20	4	1	0	0 0	5
0	Sin'Cere McMahon	08:08	0-3	0-3	2-3	0 0 0	2 1	2	0	0	0	0 0	-14
3	Micheal Anumba	29:16	3-5	1-2	4-6	0 3 3	1 6	11	2	1	2	0 1	-4
40	Alex Timmerman	10:28	0-1	0-1	0-0	0 3 3	3 0	0	0	1	0	0 0	-6
5	Yoro Diallo	07:17	0-1	0-0	0-0	2 0 2	2 1	0	1	1	0	0 0	-3
Team						1 2 3		0		2			
Totals			21-44	5-19	27-42	9 18 27	25 32	74	9	15	7	1 1	-10

Technical Fouls::NONE

Shooting By Period		
1 st	FG%	7-20 35.0%
	3PT%	2-9 22.2%
	FT%	12-18 66.7%
2 nd	FG%	14-24 58.3%
	3PT%	3-10 30.0%
	FT%	15-24 62.5%
GM	FG%	21-44 47.7%
	3PT%	5-19 26.3%
	FT%	27-42 64.3%

Dead Ball Rebounds: 8, 0

Longwood - 84

Record: 15-11 (3-8)

NO.	Name	Min	FG M-A	3P M-A	FT M-A	Rebounds OR DR TOT	Fouls PF FD	TP	AS	TO	ST	Blocks BS BA	+/-
25	Michael Christmas	F 27:15	8-15	5-7	4-4	5 4 9	2 2	25	0	3	0	0 0	8
34	Elijah Tucker	F 26:12	2-7	0-0	2-2	2 4 6	4 2	6	0	1	1	0 0	-2
35	Jesper Granlund	F 17:02	2-5	0-2	0-0	0 1 1	5 0	4	2	1	0	0 0	10
1	Walyn Napper	G 20:12	2-4	0-1	1-4	0 3 3	4 5	5	6	2	1	0 0	15
3	D'Avian Houston	G 33:32	0-5	0-4	0-0	0 1 1	3 2	0	3	1	1	0 0	-3
5	Johnathan Massie	32:57	8-9	3-3	12-13	1 3 4	2 9	31	2	2	2	0 0	10
4	Emanuel Richards	22:14	2-4	2-4	0-1	1 1 2	3 2	6	0	0	0	0 0	-3
12	Szymon Zapala	05:41	1-1	0-0	0-0	0 1 1	3 1	2	0	2	0	1 0	6
2	Saxby Sunderland	04:51	0-1	0-0	0-0	0 0 0	2 0	0	0	0	1	0 1	0
7	Johan Nziemi	08:26	2-2	0-0	1-4	2 1 3	3 2	5	0	1	0	0 0	6
13	Mateo Esmeraldo	01:38	0-0	0-0	0-0	1 0 1	1 0	0	1	1	0	0 0	3
Team						0 2 2		0		1			
Totals			27-53	10-21	20-28	12 21 33	32 25	84	14	15	6	1 1	10

Technical Fouls::NONE

Shooting By Period		
1 st	FG%	15-26 57.7%
	3PT%	7-12 58.3%
	FT%	5-5 100%
2 nd	FG%	12-27 44.4%
	3PT%	3-9 33.3%
	FT%	15-23 65.2%
GM	FG%	27-53 50.9%
	3PT%	10-21 47.6%
	FT%	20-28 71.4%

Dead Ball Rebounds: 4, 0

	WIN	LWU
Biggest lead	2 (1 st 19:24)	19 (2 nd 14:39)
Best Scoring Run	5(2 nd 16:40)	10(1 st 13:52)
Lead Changes	3	
Times Tied	1	
Time with Lead	01:20	38:04

Points from	WIN	LWU
Turnovers	18	20
Paint	32	28
Second Chance	3	11
Fast Breaks	6	6
Bench	13	44

Period by Period Scoring			
	1st	2nd	TOT
WIN	28	46	74
LWU	42	42	84

2023-24 COMBINED STATS

2023-24 Winthrop Men's Basketball Stats Winthrop Combined Team Statistics (as of Mar 02, 2024) All games

RECORD:	OVERALL	HOME	AWAY	NEUTRAL
ALL GAMES	17-14	11-5	6-9	0-0
CONFERENCE	8-8	4-4	4-4	0-0
NON-CONFERENCE	9-6	7-1	2-5	0-0

#	Player	gp-gs	min	avg	Total		3-Point		F-Throw		Rebounds						pf	dq	a	to	blk	stl	pts	avg
					fg-fga	fg%	3fg-fga	3fg%	ft-fa	ft%	off	def	tot	avg										
04	TALFORD, Kelton	30-27	808	26.9	149-239	.623	2-8	.250	130-188	.691	64	103	167	5.6	61	1	32	63	18	16	430	14.3		
12	DOUCET, K.J.	31-29	748	24.1	126-284	.444	50-140	.357	88-123	.715	39	97	136	4.4	94	8	43	62	8	18	390	12.6		
11	HARRISON, Kasen	30-28	941	31.4	111-259	.429	28-88	.318	97-129	.752	19	68	87	2.9	62	0	112	60	4	38	347	11.6		
10	JOHNSON, Nick	31-27	863	27.8	96-228	.421	34-95	.358	98-156	.628	31	78	109	3.5	60	1	53	57	8	40	324	10.5		
03	ANUMBA, Micheal	17-10	468	27.5	46-90	.511	17-40	.425	40-50	.800	11	53	64	3.8	48	3	21	30	2	14	149	8.8		
00	MCMAHON, Sin'Cere	31-2	597	19.3	75-204	.368	58-161	.360	32-44	.727	5	40	45	1.5	50	0	35	37	0	13	240	7.7		
40	TIMMERMAN, Alex	30-7	552	18.4	84-159	.528	4-17	.235	53-63	.841	35	92	127	4.2	42	1	22	18	5	7	225	7.5		
14	VAN BIBBER, Noah	18-0	161	8.9	21-66	.318	16-52	.308	12-14	.857	10	12	22	1.2	29	0	2	7	0	1	70	3.9		
02	MCKELVY, Xavier	19-0	198	10.4	23-54	.426	6-21	.286	10-13	.769	8	37	45	2.4	16	0	9	14	4	11	62	3.3		
33	CLAXTON, Chase	31-25	680	21.9	29-63	.460	8-33	.242	28-47	.596	32	79	111	3.6	57	2	20	9	27	24	94	3.0		
23	MOORE, Michael	7-0	48	6.9	10-14	.714	0-0	.000	1-6	.167	6	7	13	1.9	3	0	0	1	3	3	21	3.0		
05	DIALLO, Yoro	28-0	252	9.0	20-40	.500	1-8	.125	6-13	.462	21	42	63	2.3	29	2	15	12	4	7	47	1.7		
13	HOWARD, Clay	7-0	18	2.6	4-11	.364	2-5	.400	1-3	.333	0	2	2	0.3	1	0	0	0	0	3	11	1.6		
21	HARRISON, Henry	7-0	16	2.3	3-3	1.000	3-3	1.000	0-0	.000	0	0	0	0.0	0	0	1	3	0	1	9	1.3		
Team											54	59	113				28							
Total.....		31	6350		797-1714	.465	229-671	.341	596-849	.702	335	769	1104	35.6	552	18	365	401	83	196	2419	78.0		
Opponents.....		31	6350		762-1806	.422	244-775	.315	450-600	.750	344	709	1053	34.0	689	21	376	419	124	210	2218	71.5		

TEAM STATISTICS	WINTHROP	OPP	Date	Opponent	Score	Att.
SCORING	2419	2218	11/06/23	at Clemson	L 56-78	6361
Points per game	78.0	71.5	11/08/23	BREVARD	W 98-44	1002
Scoring margin	+6.5	-	11/11/23	DREXEL	L 72-74	2501
FIELD GOALS-ATT	797-1714	762-1806	11/17/23	HOLY CROSS	W 89-51	909
Field goal pct	.465	.422	11/18/23	IUPUI	W 74-61	711
3 POINT FG-ATT	229-671	244-775	11/19/23	ELON	W 78-70	944
3-point FG pct	.341	.315	11/24/23	at Georgia	L 69-78	6046
3-pt FG made per game	7.4	7.9	11/28/23	BOB JONES	W 90-49	860
FREE THROWS-ATT	596-849	450-600	12/02/23	at Coastal Carolina	W 90-87	1305
Free throw pct	.702	.750	12/05/23	QUEENS	W 88-82	1279
F-Throws made per game	19.2	14.5	12/10/23	at Little Rock	W 85-68	387
REBOUNDS	1104	1053	12/16/23	at Xavier	L 59-75	10224
Rebounds per game	35.6	34.0	12/19/23	at South Carolina	L 62-72	9455
Rebounding margin	+1.6	-	12/22/23	at Florida St.	L 61-67	4499
ASSISTS	365	376	12/29/23	TOCCOA FALLS	W 113-62	1362
Assists per game	11.8	12.1	* 01/03/24	LONGWOOD	Wot 68-60	1426
TURNOVERS	401	419	* 01/06/24	at USC Upstate	Wot 82-80	508
Turnovers per game	12.9	13.5	* 01/10/24	at Presbyterian	W 81-71	644
Turnover margin	+0.6	-	* 01/13/24	RADFORD	Wo3 92-88	2092
Assist/turnover ratio	0.9	0.9	* 01/18/24	UNC ASHEVILLE	L 77-82	2831
STEALS	196	210	* 01/20/24	at Gardner-Webb	L 74-79	702
Steals per game	6.3	6.8	* 01/24/24	at Charleston So.	W 78-59	812
BLOCKS	83	124	* 01/27/24	HIGH POINT	L 81-83	2440
Blocks per game	2.7	4.0	* 02/03/24	at UNC Asheville	L 78-82	2206
ATTENDANCE	27191	51010	* 02/07/24	CHARLESTON SO.	W 67-46	1894
Home games-Avg/Game	16-1699	15-3401	* 02/10/24	at Longwood	L 74-84	2873
Neutral site-Avg/Game	-	0-0	* 02/15/24	at Radford	W 85-69	1404
			* 02/21/24	PRESBYTERIAN	L 55-78	2272
			* 02/24/24	USC UPSTATE	W 83-74	2225
			* 02/28/24	at High Point	Lot 96-100	3584
			* 03/02/24	GARDNER-WEBB	L 64-65	2443
Score by Periods	1st	2nd	OT	OT2	OT3	Totals
Winthrop	1139	1221	42	6	11	2419
Opponents	982	1187	36	6	7	2218

* = Conference game

2023-24 TEAM GAME-BY-GAME

2023-24 Winthrop Men's Basketball Stats Winthrop Team Game-by-Game (as of Mar 03, 2024) All games

TEAM STATISTICS

Opponent	Date	Score		Total		3-Pointers		Free throws		Rebounds				pf	a	t/o	blk	stl	pts	avg
				fg-fga	pct	3fg-fga	pct	ft-fa	pct	off	def	tot	avg							
at Clemson	11/06/23	56-78	L	18-52	.346	5-18	.278	15-18	.833	6	24	30	30.0	13	6	14	0	5	56	56.0
BREVARD	11/08/23	98-44	W	36-59	.610	7-19	.368	19-28	.679	15	26	41	35.5	12	14	15	6	15	98	77.0
DREXEL	11/11/23	72-74	L	22-47	.468	3-13	.231	25-36	.694	8	22	30	33.7	19	5	10	2	2	72	75.3
HOLY CROSS	11/17/23	89-51	W	29-54	.537	14-26	.538	17-23	.739	8	30	38	34.8	17	14	10	4	5	89	78.8
IUPUI	11/18/23	74-61	W	22-45	.489	7-18	.389	23-34	.676	12	21	33	34.4	14	9	18	1	12	74	77.8
ELON	11/19/23	78-70	W	23-54	.426	5-20	.250	27-35	.771	11	21	32	34.0	22	12	7	2	7	78	77.8
at Georgia	11/24/23	69-78	L	25-59	.424	3-20	.150	16-23	.696	10	23	33	33.9	18	12	7	2	5	69	76.6
BOB JONES	11/28/23	90-49	W	29-54	.537	13-25	.520	19-23	.826	9	30	39	34.5	12	22	12	3	11	90	78.2
at Coastal Carolina	12/02/23	90-87	W	32-79	.405	13-37	.351	13-22	.591	28	23	51	36.3	12	11	9	2	3	90	79.6
QUEENS	12/05/23	88-82	W	28-65	.431	6-21	.286	26-35	.743	13	30	43	37.0	22	11	15	4	8	88	80.4
at Little Rock	12/10/23	85-68	W	29-50	.580	9-16	.563	18-22	.818	8	23	31	36.5	14	10	17	1	4	85	80.8
at Xavier	12/16/23	59-75	L	22-58	.379	8-23	.348	7-19	.368	12	18	30	35.9	17	17	12	2	7	59	79.0
at South Carolina	12/19/23	62-72	L	16-47	.340	7-21	.333	23-29	.793	12	20	32	35.6	14	13	14	6	6	62	77.7
at Florida St.	12/22/23	61-67	L	17-51	.333	7-16	.438	20-27	.741	12	31	43	36.1	28	9	24	3	2	61	76.5
TOCCOA FALLS	12/29/23	113-62	W	43-81	.531	10-35	.286	17-21	.810	20	39	59	37.7	12	24	8	2	9	113	78.9
LONGWOOD	01/03/24	68-60	Wot	20-52	.385	4-25	.160	24-39	.615	14	29	43	38.0	20	7	19	4	9	68	78.2
at USC Upstate	01/06/24	82-80	Wot	25-49	.510	7-21	.333	25-37	.676	6	26	32	37.6	21	12	11	3	7	82	78.5
at Presbyterian	01/10/24	81-71	W	25-46	.543	10-20	.500	21-25	.840	5	26	31	37.3	17	11	13	3	5	81	78.6
RADFORD	01/13/24	92-88	Wot	29-63	.460	10-29	.345	24-38	.632	13	27	40	37.4	16	13	15	2	7	92	79.3
UNC ASHEVILLE	01/18/24	77-82	L	24-51	.471	10-22	.455	19-27	.704	6	23	29	37.0	22	12	15	3	8	77	79.2
at Gardner-Webb	01/20/24	74-79	L	18-43	.419	9-19	.474	29-38	.763	8	22	30	36.7	23	10	17	2	6	74	79.0
at Charleston So.	01/24/24	78-59	W	33-57	.579	6-19	.316	6-11	.545	5	28	33	36.5	17	17	13	1	7	78	78.9
HIGH POINT	01/27/24	81-83	L	31-56	.554	3-11	.273	16-24	.667	9	20	29	36.2	23	6	10	2	2	81	79.0
at UNC Asheville	02/03/24	78-82	L	27-62	.435	8-23	.348	16-19	.842	6	24	30	35.9	21	11	9	3	6	78	79.0
CHARLESTON SO.	02/07/24	67-46	W	25-59	.424	7-24	.292	10-14	.714	11	28	39	36.0	12	14	12	3	11	67	78.5
at Longwood	02/10/24	74-84	L	21-44	.477	5-19	.263	27-42	.643	9	18	27	35.7	25	9	15	1	7	74	78.3
at Radford	02/15/24	85-69	W	29-58	.500	8-27	.296	19-22	.864	11	22	33	35.6	14	12	7	2	3	85	78.6
PRESBYTERIAN	02/21/24	55-78	L	22-51	.431	5-19	.263	6-12	.500	10	19	29	35.4	15	11	17	3	3	55	77.7
USC UPSTATE	02/24/24	83-74	W	26-53	.491	6-23	.261	25-35	.714	13	27	40	35.5	18	10	11	4	7	83	77.9
at High Point	02/28/24	96-100	Lot	30-63	.476	6-20	.300	30-50	.600	15	23	38	35.6	24	12	13	2	4	96	78.5
GARDNER-WEBB	03/02/24	64-65	L	21-52	.404	8-22	.364	14-21	.667	10	26	36	35.6	18	9	12	5	3	64	78.0
Winthrop		2419		797-1714	.465	229-671	.341	596-849	.702	335	769	1104	35.6	552	365	401	83	196	2419	78.0
Opponents		2218		762-1806	.422	244-775	.315	450-600	.750	344	709	1053	34.0	689	376	419	124	210	2218	71.5

Games played: 31
Points/game: 78.0
FG Pct: 46.5
3FG Pct: 34.1
FT Pct: 70.2

Rebounds/game: 35.6
Assists/game: 11.8
Turnovers/game: 12.9
Assist/turnover ratio: 0.9
Steals/game: 6.3
Blocks/game: 2.7

2023-24 BIG SOUTH ONLY STATS

2023-24 Winthrop Men's Basketball Stats Winthrop Combined Team Statistics (as of Mar 02, 2024) BSC games only

RECORD:	OVERALL	HOME	AWAY	NEUTRAL
ALL GAMES	8-8	4-4	4-4	0-0
CONFERENCE	8-8	4-4	4-4	0-0
NON-CONFERENCE	0-0	0-0	0-0	0-0

#	Player	gp-gs	min	avg	Total	3-Point	F-Throw	Rebounds			pf	dq	a	to	blk	stl	pts	avg
					fg-fga	fg%	3fg-fga	3fg%	ft-fa	ft%	off	def	tot	avg				
04	TALFORD, Kelton	16-14	462	28.9	91-140	.650	2-5	.400	75-116	.647	39	66	105	6.6	34	1	24	16.2
11	HARRISON, Kasen	16-15	535	33.4	66-135	.489	16-47	.340	54-67	.806	11	30	41	2.6	34	0	55	12.6
12	DOUCET, K.J.	16-14	389	24.3	63-150	.420	21-73	.288	39-61	.639	18	57	75	4.7	54	4	19	11.6
10	JOHNSON, Nick	16-13	473	29.6	48-111	.432	17-50	.340	58-88	.659	14	42	56	3.5	37	0	23	10.7
03	ANUMBA, Micheal	16-10	453	28.3	44-84	.524	16-35	.457	38-48	.792	9	51	60	3.8	45	3	20	8.9
00	MCMAHON, Sin'Cere	16-0	285	17.8	38-111	.342	27-87	.310	15-19	.789	2	18	20	1.3	24	0	15	7.4
40	TIMMERMAN, Alex	16-3	247	15.4	34-75	.453	2-12	.167	13-18	.722	14	34	48	3.0	20	0	6	5.2
33	CLAXTON, Chase	16-11	347	21.7	15-30	.500	8-22	.364	15-26	.577	11	42	53	3.3	35	2	9	3.3
14	VAN BIBBER, Noah	5-0	16	3.2	3-7	.429	3-6	.500	2-3	.667	1	0	1	0.2	6	0	0	2.2
13	HOWARD, Clay	2-0	3	1.5	1-1	1.000	0-0	.000	0-0	.000	0	0	0	0.0	0	0	0	1.0
05	DIALLO, Yoro	13-0	108	8.3	3-12	.250	0-5	.000	2-5	.400	9	15	24	1.8	12	0	5	0.6
21	HARRISON, Henry	2-0	3	1.5	0-0	.000	0-0	.000	0-0	.000	0	0	0	0.0	0	0	1	0.0
02	MCKELVY, Xavier	5-0	26	5.2	0-3	.000	0-1	.000	0-2	.000	0	7	7	1.4	4	0	0	0.0
23	MOORE, Michael	1-0	3	3.0	0-0	.000	0-0	.000	0-1	.000	0	0	0	0.0	1	0	0	0.0
Team											23	26	49	14				
Total.....		16	3350		406-859	.473	112-343	.327	311-454	.685	151	388	539	33.7	306	10	176	77.2
Opponents.....		16	3350		412-933	.442	130-387	.336	246-334	.737	176	374	550	34.4	372	14	186	75.0

TEAM STATISTICS	WINTHROP	OPP	Date	Opponent	Score	Att.
SCORING	1235	1200	* 01/03/24	LONGWOOD	Wot 68-60	1426
Points per game	77.2	75.0	* 01/06/24	at USC Upstate	Wot 82-80	508
Scoring margin	+2.2	-	* 01/10/24	at Presbyterian	W 81-71	644
FIELD GOALS-ATT	406-859	412-933	* 01/13/24	RADFORD	Wo3 92-88	2092
Field goal pct	.473	.442	* 01/18/24	UNC ASHEVILLE	L 77-82	2831
3 POINT FG-ATT	112-343	130-387	* 01/20/24	at Gardner-Webb	L 74-79	702
3-point FG pct	.327	.336	* 01/24/24	at Charleston So.	W 78-59	812
3-pt FG made per game	7.0	8.1	* 01/27/24	HIGH POINT	L 81-83	2440
FREE THROWS-ATT	311-454	246-334	* 02/03/24	at UNC Asheville	L 78-82	2206
Free throw pct	.685	.737	* 02/07/24	CHARLESTON SO.	W 67-46	1894
F-Throws made per game	19.4	15.4	* 02/10/24	at Longwood	L 74-84	2873
REBOUNDS	539	550	* 02/15/24	at Radford	W 85-69	1404
Rebounds per game	33.7	34.4	* 02/21/24	PRESBYTERIAN	L 55-78	2272
Rebounding margin	-0.7	-	* 02/24/24	USC UPSTATE	W 83-74	2225
ASSISTS	176	186	* 02/28/24	at High Point	Lot 96-100	3584
Assists per game	11.0	11.6	* 03/02/24	GARDNER-WEBB	L 64-65	2443
TURNOVERS	209	219	* = Conference game			
Turnovers per game	13.1	13.7				
Turnover margin	+0.6	-				
Assist/turnover ratio	0.8	0.8				
STEALS	95	100				
Steals per game	5.9	6.3				
BLOCKS	43	51				
Blocks per game	2.7	3.2				
ATTENDANCE	17623	12733				
Home games-Avg/Game	8-2203	8-1592				
Neutral site-Avg/Game	-	0-0				

Score by Periods	1st	2nd	OT	OT2	OT3	Totals
Winthrop	579	597	42	6	11	1235
Opponents	527	624	36	6	7	1200

WINTHROP BASKETBALL

↳ TRADITION RICH PROGRAM ↵

~NCAA D1 Member since 1985~

- 13 Big South Conference Championships (most in conference history)
- 11 NCAA Tournament Appearances (most in conference history and all in the last 22 years)
- Most 20-win seasons in Big South history (14)
- Eight seasons with 23 or more wins and a Big South record 29 wins in 2006-07
- Most wins all-time by Big South member (656) and most league wins all-time (350)
- Only Big South member to earn an 11, 12, 13 and 14 seed in NCAA Tournament
- First Big South member to win an NCAA Tournament game (defeated 6th seeded Notre Dame 74-64 in 2007)
- Big South record 55 conference tournament wins
- Big South record 18 conference championship game appearances
- 23 winning seasons out of 36 NCAA D1 seasons
- Notable Non-Conference Wins (ACC-Clemson (2), Georgia Tech, Miami, Wake Forest/Big East- Providence, Marquette, Notre Dame/Big 10-Illinois/Big 12-Missouri/PAC 12-Washington/SEC-Georgia, Mississippi State, Auburn/Mid-Majors-ODU, Missouri State, Saint Mary's (Ca.)/Independent-Miami)
- Three AP All-America selections (Greg Lewis, Keon Johnson, Xavier Cooks)
- 50 All-League selections, 38 All-Tournament Team selections
- Eagles have two of the Top 5 winningest coaches in the history of the league as Gregg Marshall has 194 (2nd) and Pat Kelsey currently has 186 (4th)
- Both are also in the Top 4 for conference wins all-time as Kelsey has 110 (2nd) and Marshall is 4th with 104



WINTHROP

B A S K E T B A L L



O

Sin'Cere McMahon

Guard / 6-1 / 167 / Sr.
Indianapolis, Ind.
(Western Carolina)

CAREER HONORS

- 2023-24 Preseason All-Big South 2nd Team

EXTRA DRIBBLE

- Looking to break out of a shooting slump as he's 9-for-44 the last six games
- Posted 3rd double-figure game in league play with 13 over Charleston Southern in the home win
- Has made a three in 59 of the last 62 games
- Had a streak of 42 straight games with a made three-pointer come to an end at Little Rock (0-for-1)
- Eagles are 12-4 this season in games he hits multiple threes
- He now has 187 threes for his career with 165 of them at Winthrop and is now tied for 10th on the all-time list
- Posted a career-high 35 points at UNC Asheville on Feb. 8, 2023
- In that loss at Asheville he was 10-of-18 from the floor and 4-of-8 from three while going 9-of-11 at the foul line
- It was the highest scoring game for an Eagle since Nych Smith had 35 on Jan. 26, 2019 at Presbyterian College
- The 35 points were the 4th most by an Eagle in a conference road game
- In 2022-23 he set career-highs in points, points per game, field goals made, field goal percentage, three-point field goals made, free throws made, free throw percentage and assists
- Posted his 8th game with 20 or more points in the overtime win against Campbell on Feb. 22, 2023
- Led the Big South in free throw percentage in 2022-23 (.895) and ranked 11th nationally
- Hit at least one three in all 32 games in 2022-23
- Became the first player since Anders Broman (2017-18) to make at least one three-point basket in every game he played (25 games or more / Broman hit at least one in all 31 games he played)
- Attended Crispus Attucks H.S. and finished with 1,648 career points
- Averaged 26.1 points, 4.8 assists, 4.0 rebounds as a senior
- Named Indianapolis City Player of the Year
- Was an Indiana All-Star Team selection and Second Team All-State Player

CAREER STATS

				Field Goals		3-Point		F-Throws		Rebounds									Scoring	
SEASON	TEAM	GP-GS	MIN/AVG	FG-FGA	FG%	3FG-3FGA	3FG%	FT-FTA	FT%	OFF	DEF	TOT	AVG	PF-FO	A	TO	BLK	STL	PTS	AVG
2020-21	WCU	20-7	376/18.8	39-97	.402	22-53	.415	20-27	.741	4	31	35	1.8	29-0	29	23	0	9	120	6.0
2021-22	Win	31-8	445/14.4	46-124	.371	34-90	.378	34-43	.791	3	28	31	1.0	32-0	35	37	0	22	160	5.2
2022-23	Win	32-27	949/29.6	122-316	.386	73-196	.372	111-124	.895	4	56	60	1.9	75-2	71	88	0	19	428	13.4
2023-24	Win	31-2	597/19.3	75-204	.368	58-161	.360	32-44	.727	5	40	45	1.5	50-0	35	37	0	13	240	7.7
TOTAL FOR Win		94-37	1991/21.2	243-644	.377	165-447	.369	177-211	.839	12	124	136	1.4	157-2	141	162	0	54	828	8.8
TOTAL		114-44	2367/20.8	282-741	.381	187-500	.374	197-238	.828	16	155	171	1.5	186-2	170	185	0	63	948	8.3

CAREER HIGHS

Points	35	at UNC Asheville (2/8/23)
Minutes	39	at UNC Asheville (2/8/23)
FGM	10	at UNC Asheville (2/8/23)
FGA	18	at UNC Asheville (2/8/23)
3PTFGM	6	Piedmont (11/30/20)
3PTFGA	10	Coastal Carolina (12/3/22)
FTM	11	two times
FTA	13	at UNC Asheville (2/8/23)
Rebounds	6	N.C. A&T (2/3/22)
Assists	6	two times
Blocks		
Steals	4	Presbyterian College (2/12/22)
Turnovers	7	vs. Southern Miss (11/22/22)

BIG SOUTH HIGHS (regular season only)

Points	35	at UNC Asheville (2/8/23)
Minutes	39	at UNC Asheville (2/8/23)
FGM	10	at UNC Asheville (2/8/23)
FGA	18	at UNC Asheville (2/8/23)
3PTFGM	5	at Longwood (1/29/22)
3PTFGA	10	at High Point (1/18/23)
FTM	11	two times
FTA	13	at UNC Asheville (2/8/23)
Rebounds	6	N.C. A&T (2/3/22)
Assists	5	at Presbyterian College (1/28/23)
Blocks		
Steals	4	Presbyterian College (2/12/22)
Turnovers	4	three times

2023-24 GAME-BY-GAME

DATE	OPPONENT	MIN	FG	3FG	FT	REB	AST	T/O	BLK	STL	PTS
11/6	at Clemson	29	2-8	1-7	2-2	2	1	3	0	1	7
11/8	Brevard	20	3-7	1-4	2-3	4	6	4	0	0	9
11/11	Drexel	24	1-4	1-1	2-3	2	0	1	0	0	5
11/17	Holy Cross	22	4-7	3-5	1-3	4	1	4	0	1	12
11/18	IUPUI	20	4-7	3-6	1-2	1	0	0	0	2	12
11/19	Elon	30	3-11	2-8	7-8	3	1	0	0	0	15
11/24	at Georgia	22	2-7	2-6	0-0	0	2	1	0	1	6
11/28	Bob Jones	20	3-6	3-5	0-0	3	5	1	0	1	9
12/2	at Coastal Carolina	24	4-6	4-6	0-0	1	0	1	0	1	12
12/5	Queens	22	1-6	1-4	0-0	0	1	2	0	0	3
12/10	at Little Rock	10	0-1	0-1	1-2	0	0	0	0	0	1
12/16	at Xavier	23	4-8	4-7	0-0	0	1	1	0	0	12
12/19	at South Carolina	10	1-3	1-3	1-2	0	0	1	0	0	4
12/22	at Florida State	13	1-4	1-4	0-0	1	0	3	0	0	3
12/29	Toccoa Falls	23	4-8	4-7	0-0	4	2	1	0	0	12
1/3	Longwood	15	1-8	1-8	0-0	1	0	1	0	0	3
1/6	at USC Upstate	19	3-6	3-5	0-0	0	0	0	0	0	9
1/10	at Presbyterian	12	2-6	2-6	0-0	0	0	1	0	1	6
1/13	Radford	25	3-10	3-9	0-0	0	1	0	0	1	9
1/17	UNC Asheville	14	2-3	1-2	2-2	1	0	2	0	0	7
1/20	at Gardner-Webb	25	5-8	4-6	0-0	5	2	0	0	0	14
1/24	at Charleston Sou.	19	4-7	2-5	0-0	3	3	1	0	0	10
1/27	High Point	23	3-5	1-3	1-2	1	1	2	0	0	8
2/3	at UNC Asheville	16	2-5	2-3	1-1	1	1	2	0	1	7
2/7	Charleston Sou.	21	4-9	3-8	2-2	2	1	1	0	2	13
2/10	at Longwood	9	0-3	0-3	2-3	0	0	0	0	0	2
2/14	at Radford	18	2-9	1-8	4-5	0	0	1	0	0	9
2/21	Presbyterian	19	2-8	1-5	0-0	2	2	0	0	0	5
2/24	USC Upstate	23	4-13	3-9	2-2	3	1	1	0	1	13
2/28	at High Point	15	1-5	0-4	1-2	0	2	1	0	0	3
3/2	Gardner-Webb	12	0-6	0-3	0-0	1	1	1	0	0	0



3

Micheal Anumba

Guard / 6-5 / 220 / Gr.
Reggio Emilia, Italy
(Loreto H.S.)

CAREER HONORS

EXTRA DRIBBLE

- Playing in his 11th Big South Tournament contest and has averaged 7.5 ppg, 3.2 rebounds in the tourney over his career
- Averaging 8.5 ppg, 2.5 rpg, 2.0 spg in two meetings with Longwood this season
- In double-figures in four of the last five games and five of the last seven
- Coming off a season-high 16 points against Gardner-Webb and has now pull within 15 points of 1,000 in his career
- Has three or more rebounds in 11 straight games (4.5 per game in that span)
- Made first start of the season at Gardner-Webb and has now started every game since
- His 125 career games started are 2nd most in program history (All-time leader is Chris Gaynor with 129)
- Helped the Eagles pull off the win at Upstate with five of his 14 points in OT
- Made first appearance since March of 2021 on Dec. 29 vs. Toccoa Falls after recovering from injury
- Recently reached 500 career rebounds and career 500 points in Big South regular season games
- Team is 32-11 when he grabs 5 or more rebounds in a game over the course of his career
- Missed entire 2022-23 season with an achilles injury
- In 2021-22 he set career-highs in ppg (7.7), three-point field goals made (27) and free throws made (86)
- Led the team in free throws made and free throws attempted
- Played in his 100th game vs. Mississippi State
- In 2020-21 as he made a 43-of-54 with a career-best percentage of .796
- In 2019-20 he set career-bests in field goal percentage, three-point percentage, free throw percentage and rebounds per game
- Started 29-of-30 games as a freshman (only sat senior day)
- Named Defensive Player of the Year in 2017 for Loreto
- Averaged 16.5 points, 6.6 rebounds, 2.3 assists as a senior
- Described by Deng Camp as a physical, head strong combo guard who uses body and touch to score in variety of ways
- Made the league All-Star Five in 2018

CAREER STATS

				Field Goals		3-Point		F-Throws		Rebounds												Scoring	
SEASON	TEAM	GP-GS	MIN/AVG	FG-FGA	FG%	3FG-3FGA	3FG%	FT-FTA	FT%	OFF	DEF	TOT	AVG	PF-FO	A	TO	BLK	STL	PTS	AVG			
2018-19	Win	30-29	709/23.6	68-143	.476	15-52	.288	57-81	.704	45	70	115	3.8	76-2	49	49	4	13	208	6.9			
2019-20	Win	33-31	786/23.8	75-142	.528	26-61	.426	47-65	.723	53	78	131	4.0	87-6	29	41	2	28	223	6.8			
2020-21	Win	25-25	608/24.3	52-117	.444	13-46	.283	43-54	.796	35	66	101	4.0	68-2	26	33	3	10	160	6.4			
2021-22	Win	32-32	886/27.7	66-143	.462	27-72	.375	86-113	.761	27	97	124	3.9	87-6	45	44	9	13	245	7.7			
2023-24	Win	17-10	469/27.6	46-90	.511	17-40	.425	40-50	.800	11	53	64	3.8	48-3	21	30	2	14	149	8.8			
TOTAL		137-127	3458/25.2	307-635	.483	98-271	.362	273-363	.752	171	364	535	3.9	366-19	170	197	20	78	985	7.2			

CAREER HIGHS

Points	19	Pfeiffer (11/13/18)
Minutes	46	Radford (1/13/24)
FGM	7	UNC Asheville (1/13/22)
FGA	12	Campbell (1/10/22)
3PTFGM	3	two times
3PTFGA	6	Campbell (1/10/22)
FTM	9	Pfeiffer (11/1.w3/18)
FTA	10	Pfeiffer (11/13/18)
Rebounds	11	at UNC Asheville (1/5/19)
Assists	7	two times
Blocks	2	Mercer (11/13/21)
Steals	3	two times
Turnovers	6	at Gardner-Webb (1/20/24)

BIG SOUTH HIGHS (regular season only)

Points	18	UNC Asheville (1/13/22)
Minutes	46	Radford (1/13/24)
FGM	7	UNC Asheville (1/13/22)
FGA	12	Campbell (1/10/22)
3PTFGM	3	Radford (2/10/20)
3PTFGAs	6	Campbell (1/10/22)
FTM	8	two times
FTA	10	at Gardner-Webb (2/16/22)
Rebounds	11	at UNC Asheville (1/5/19)
Assists	7	at UNC Asheville (1/5/19)
Blocks	1	five times
Steals	3	Gardner-Webb (1/22/22)
Turnovers	6	at Gardner-Webb (1/20/24)

2023-24 GAME-BY-GAME

DATE	OPPONENT	MIN	FG	3FG	FT	REB	AST	T/O	BLK	STL	PTS
11/6	at Clemson	DNP									
11/8	Brevard	DNP									
11/11	Drexel	DNP									
11/17	Holy Cross	DNP									
11/18	IUPUI	DNP									
11/19	Elon	DNP									
11/24	at Georgia	DNP									
11/28	Bob Jones	DNP									
12/2	at Coastal Carolina	DNP									
12/5	Queens	DNP									
12/10	at Little Rock	DNP									
12/16	at Xavier	DNP									
12/19	at South Carolina	DNP									
12/22	at Florida State	DNP									
12/29	Toccoa Falls	15	2-6	1-5	2-2	4	1	3	0	0	7
1/3	Longwood	30	2-8	1-4	1-3	2	0	3	0	2	6
1/6	at USC Upstate	28	4-6	1-3	5-6	2	2	1	0	2	14
1/10	at Presbyterian	20	3-4	2-2	0-0	0	0	2	1	1	8
1/13	Radford	46	4-8	2-4	1-1	5	3	0	0	0	11
1/17	UNC Asheville	18	2-2	1-1	0-0	1	1	1	0	0	5
1/20	at Gardner-Webb	27	0-3	0-1	2-2	4	0	6	0	1	2
1/24	at Charleston Sou.	18	1-5	0-1	0-0	6	2	2	0	1	2
1/27	High Point	31	1-3	0-1	2-2	4	1	1	0	0	4
2/3	at UNC Asheville	32	3-5	1-2	4-4	3	2	0	0	0	11
2/7	Charleston Sou.	24	2-4	0-1	2-3	7	2	0	0	1	6
2/10	at Longwood	29	3-5	1-2	4-6	3	2	1	0	2	11
2/14	at Radford	28	1-3	1-3	4-4	3	0	1	0	0	7
2/21	Presbyterian	32	4-8	2-4	3-4	3	2	1	0	2	13
2/24	USC Upstate	30	6-8	0-2	3-5	5	2	2	0	1	15
2/28	at High Point	26	3-5	2-2	5-6	6	1	3	0	1	13
3/2	Gardner-Webb	34	5-7	2-2	4-4	6	0	3	1	0	16



4

Kelton Talford

Forward / 6-7 / 195 / Sr.
Great Falls, S.C.
(Great Falls H.S.)

CAREER HONORS

- 2023-24 Big South First Team
- 2023-24 Preseason All-Big South First Team
- 2022-23 All-Big South First Team
- All-Tournament Team (Cancun Challenge Mayan Division)
- Big South Conference Player of the Week (12/12/22 | 1/16/24)

EXTRA DRIBBLE

- Scored 20 points and had 12 rebounds in the Big South quarterfinal loss to Radford in 2023
- In his career he's averaged 9.0 ppg, 6.4 rpg and shot 70 percent in the Big South Tournament (7 games/1 start)
- This season against Longwood he's averaged 16.5 ppg, 3.5 rpg and shot 73 percent from the field
- Finished 12-of-16 at the foul line at Longwood, tying career-high in attempts and setting new career-best in makes (has 25 free throw attempts in two meetings)
- Posted 13th career double-double in the loss to PC (15 points, 10 rebounds)
- In double-figures in 14-of-16 league games (both games single digits vs. Charleston Southern)
- Reached 600 career rebounds in the win at CSU, becoming the 65th player in league history and 11th Eagle to reach the 600 rebound mark
- He's also the 48th player in league history with 1,000 points and 600 rebounds
- Connected on two threes at Gardner-Webb, the first of his career
- Has six 20-point games this season and 15 total in his career
- Against Bob Jones he surpassed 1,000 career points and this season passed 500 career rebounds
- Is the 20th player in program history to reach 1,100 career points and now the 15th to reach 1,200
- Made 23 consecutive free throws over the course of a three-game stretch (IUPUI/Elon/Georgia)
- Didn't start the opener as he was recovering from an injury but did play 23 minutes
- Was in double-figures 28-of-30 games last season
- Last year he led the conference in field goal percentage (.669) and was 6th nationally
- Posted a career-high 28 points in the win over S.C. State (12-6-22)
- Averaged 21 points, 11 rebounds and 2 blocks per game as a senior at Great Falls
- Is a four-time All-Region selection
- Was Three-time Region A Player of the Year, named All-State three times
- In addition to basketball, he lettered in baseball (2017/2018) and football (2017-20)
- Helped lead Great Falls to the 2020 1A State Championship
- In high school career he scored over 1,500 points and had more than 750 rebounds

CAREER STATS

				Field Goals		3-Point		F-Throws		Rebounds											Scoring	
SEASON	TEAM	GP-GS	MIN/AVG	FG-FGA	FG%	3FG-3FGA	3FG%	FT-FTA	FT%	OFF	DEF	TOT	AVG	PF-FO	A	TO	BLK	STL			PTS	AVG
2020-21	Win	25-0	338/13.5	59-97	.608	0-0	.000	24-45	.533	49	45	94	3.8	48-0	6	22	4	10			142	5.7
2021-22	Win	31-5	522/16.8	101-150	.673	0-0	.000	62-101	.614	50	101	151	4.9	56-0	8	39	18	10			264	8.5
2022-23	Win	30-28	951/31.7	184-275	.669	0-1	.000	119-181	.657	89	157	246	8.2	74-3	20	64	18	11			487	16.2
2023-24	Win	30-27	811/27.0	149-239	.623	2-8	.250	130-188	.691	64	103	167	5.6	61-1	32	63	18	16			430	14.3
TOTAL		116-60	2622/22.6	493-761	.648	2-9	.222	335-515	.650	252	406	658	5.7	239-4	66	188	58	47			1323	11.4

CAREER HIGHS

Points	28	S.C. State (12/6/22)
Minutes	38	three times
FGM	11	at LSU (12/17/22)
FGA	15	at LSU (12/17/22)
3PTFGM	2	at Gardner-Webb (1/20/24)
3PTFGA	3	at Gardner-Webb (1/20/24)
FTM	11	Radford (1/13/24)
FTA	16	three times
Rebounds	16	Gardner-Webb (1/21/23)
Assists	4	at Presbyterian (1/10/24)
Blocks	3	three times
Steals	3	Elon (11/19/23)
Turnovers	5	two times

BIG SOUTH HIGHS (regular season only)

Points	27	Radford (1/13/24)
Minutes	38	Radford (1/13/24)
FGM	10	Presbyterian College (1/4/23)
FGA	14	High Point (1/27/24)
3PTFGM	2	at Gardner-Webb (1/20/24)
3PTFGA	3	at Gardner-Webb (1/20/24)
FTM	12	at Longwood (2/10/24)
FTA	16	two times
Rebounds	16	Gardner-Webb (1/21/23)
Assists	4	at Presbyterian (1/10/24)
Blocks	3	three times
Steals	2	six times
Turnovers	5	two times

2023-24 GAME-BY-GAME

DATE	OPPONENT	MIN	FG	3FG	FT	REB	AST	T/O	BLK	STL	PTS
11/6	at Clemson	23	3-6	0-0	0-0	2	1	4	0	0	6
11/8	Brevard	20	8-10	0-0	5-7	6	0	1	1	1	21
11/11	Drexel	33	6-9	0-0	4-6	3	0	3	0	0	16
11/17	Holy Cross	17	3-4	0-0	0-1	2	0	1	1	0	6
11/18	IUPUI	24	4-7	0-0	9-10	4	1	4	1	0	17
11/19	Elon	25	4-7	0-1	10-10	5	0	2	0	3	18
11/24	at Georgia	32	6-8	0-0	7-9	5	0	2	1	0	19
11/28	Bob Jones	24	3-4	0-1	0-2	4	2	1	1	1	6
12/2	at Coastal Carolina	27	4-9	0-0	1-2	6	0	2	0	0	9
12/5	Queens	19	2-4	0-0	2-2	5	0	2	0	0	6
12/10	at Little Rock	20	3-6	0-0	1-1	2	1	3	0	0	7
12/16	at Xavier	27	3-8	0-1	0-3	4	2	1	2	1	6
12/19	at South Carolina	32	5-9	0-0	10-11	6	1	2	1	2	20
12/22	at Florida State	23	4-9	0-0	6-8	8	0	5	1	0	14
12/29	Toccoa Falls	DNP									
1/3	Longwood	30	5-6	0-0	5-9	6	1	3	1	0	15
1/6	at USC Upstate	36	7-11	0-1	4-6	9	0	1	0	0	18
1/10	at Presbyterian	27	5-8	0-0	3-4	6	4	2	0	0	13
1/13	Radford	38	8-13	0-0	11-16	6	3	5	0	0	27
1/17	UNC Asheville	28	8-13	0-0	5-9	10	1	2	1	1	21
1/20	at Gardner-Webb	32	6-9	2-3	6-9	9	2	2	1	2	20
1/24	at Charleston Sou.	16	4-4	0-0	0-2	1	0	1	1	1	8
1/27	High Point	27	9-14	0-1	4-6	4	1	0	0	0	22
2/3	at UNC Asheville	30	7-11	0-0	4-4	6	0	2	1	0	18
2/7	Charleston Sou.	22	3-7	0-0	0-1	4	2	2	0	0	6
2/10	at Longwood	33	3-5	0-0	12-16	1	1	2	1	1	18
2/14	at Radford	19	4-6	0-0	5-6	9	4	0	0	0	13
2/21	Presbyterian	30	6-9	0-0	3-4	10	1	3	1	1	15
2/24	USC Upstate	28	5-8	0-0	2-3	8	0	2	2	1	12
2/28	at High Point	36	6-10	0-0	6-15	8	2	2	0	1	18
3/2	Gardner-Webb	30	5-8	0-0	5-6	8	2	1	0	0	15



10

Nick Johnson

Guard / 6-4 / 230 / Sr.
Bronx, N.Y.
(New Hampshire)

CAREER HONORS

- America East All-Conference Third Team (2022-2023)
- America East All-Defensive Team (2022-2023)

EXTRA DRIBBLE

- Averaging 11.5 ppg, 5.0 rpg and 3.0 spg in two meetings with Longwood this year
- After six field goals vs. Charleston Southern, he's only had multiple made field goals once in the last four games
- Had back-to-back 20 point games vs. Radford and Asheville at home
- In the two 20-point games he was 13-of-21 shooting, 7-for-12 behind the arc
- First back-to-back games with 20 or more points in his career
- Surpassed 1,000 career points in the win at Radford and recently surpassed 400 rebounds
- Has 12 multi-steal games and ranks 6th in the league (1.3)
- Has 40 steals on the year, the first Eagle with 40 or more in a single-season since 2019-20 when Chandler Vaudrin had 45
- Had three steals at Longwood, his seventh game this season with 3 or more
- Reached 100 career steals with a swipe in the win over Radford
- Dished out a career-high five assists in the win at Little Rock
- Scored a season-high 14 points in back-to-back games (Drexel/Holy Cross)
- Tied his career-high of four assists in the win over Elon
- Has gotten to the free throw line in every game since the opener when he was 0-for-0 (is just 7-for-19 at the line over last four games)
- Last season at New Hampshire he played in 25 games with 23 starts and was second on the team in scoring (12.8 ppg)
- Ranked 3rd in the America East in steals per game (1.4)
- Posted 20 or more points five times in 2022-23
- Recorded a double-double in back-to-back games (vs. Vermont/at Maine)
- Led All Hallows H.S. to a Class A CHSAA regular season title in 2019
- Averaged 21.7 ppg, 8.2 rpg, 4.9 apg, and 1.6 spg in his senior season
- Was named the Class A Player of the Year

CAREER STATS

				Field Goals		3-Point		F-Throws		Rebounds										Scoring	
SEASON	TEAM	GP-GS	MIN/AVG	FG-FGA	FG%	3FG-3FGA	3FG%	FT-FTA	FT%	OFF	DEF	TOT	AVG	PF-FO	A	TO	BLK	STL		PTS	AVG
2020-21	UNH	19-11	470/24.7	57-126	.452	7-21	.333	30-64	.469	18	65	83	4.4	43-1	24	27	7	16		151	7.9
2021-22	UNH	28-27	794/28.4	89-184	.484	16-56	.286	48-78	.615	32	89	121	4.3	70-2	36	35	16	22		242	8.6
2022-23	UNH	25-23	835/33.4	104-278	.374	34-91	.374	77-126	.611	43	81	124	5.0	62-0	26	45	9	34		319	12.8
2023-24	Win	31-27	862/27.8	96-228	.421	34-95	.358	98-156	.628	31	78	109	3.5	60-1	53	57	8	40		324	10.5
TOTAL FOR Win		31-27	862/27.8	96-228	.421	34-95	.358	98-156	.628	31	78	109	3.5	60-1	53	57	8	40		324	10.5
TOTAL		103-88	2961/28.7	346-816	.424	91-263	.346	253-424	.597	124	313	437	4.2	235-4	139	164	40	112		1036	10.1

CAREER HIGHS

Points	21	two times
Minutes	47	Radford (1/13/24)
FGM	9	Bryant (1/14/23)
FGA	17	at UMASS Lowell (3/7/23)
3PTFGM	4	two times
3PTFGA	8	two times
FTM	9	three times
FTA	13	at UMASS Lowell (3/7/23)
Rebounds	16	Vermont (1/8/23)
Assists	5	at Little Rock (12/10/23)
Blocks	3	two times
Steals	4	two times
Turnovers	5	two times

BIG SOUTH HIGHS (regular season only)

Points	20	Radford (1/13/24)
Minutes	47	Radford (1/13/24)
FGM	8	Radford (1/13/24)
FGA	11	Radford (1/13/24)
3PTFGM	4	Radford (1/13/24)
3PTFGAs	8	Radford (1/13/24)
FTM	9	USC Upstate (2/24/24)
FTA	11	at USC Upstate (1/6/24)
Rebounds	7	Longwood (1/3/24)
Assists	4	UNC Asheville (1/18/24)
Blocks	1	four times
Steals	3	five times
Turnovers	5	Radford (1/13/24)

2023-24 GAME-BY-GAME

DATE	OPPONENT	MIN	FG	3FG	FT	REB	AST	T/O	BLK	STL	PTS
11/6	at Clemson	22	1-7	0-1	0-0	1	0	2	0	2	2
11/8	Brevard	20	4-9	1-3	4-5	3	1	1	0	4	13
11/11	Drexel	33	4-11	0-4	6-8	7	1	0	1	0	14
11/17	Holy Cross	22	4-5	2-3	4-6	5	0	0	1	1	14
11/18	IUPUI	26	4-8	1-2	2-3	2	0	2	0	3	11
11/19	Elon	36	5-11	1-3	2-4	4	4	1	0	1	13
11/24	at Georgia	31	4-9	0-3	1-5	5	3	1	0	2	9
11/28	Bob Jones	18	2-4	2-3	4-6	3	1	1	0	0	10
12/2	at Coastal Carolina	23	3-9	1-5	0-4	3	2	1	0	0	7
12/5	Queens	28	2-9	1-3	8-12	7	3	1	0	3	13
12/10	at Little Rock	30	2-3	2-3	0-0	2	5	3	0	1	6
12/16	at Xavier	28	4-10	3-4	2-8	0	2	1	0	2	13
12/19	at South Carolina	24	1-4	1-3	0-0	3	2	2	1	0	3
12/22	at Florida State	30	4-10	2-3	5-5	4	2	5	0	0	15
12/29	Toccoa Falls	19	4-8	0-2	2-2	4	4	1	0	2	10
1/3	Longwood	37	4-8	1-3	6-9	7	1	3	0	3	15
1/6	at USC Upstate	28	3-7	0-2	7-11	3	2	1	0	3	13
1/10	at Presbyterian	23	2-4	1-3	3-6	1	2	3	0	0	8
1/13	Radford	47	7-11	4-8	2-5	6	1	5	1	1	20
1/17	UNC Asheville	33	6-10	3-4	5-8	2	4	3	1	1	20
1/20	at Gardner-Webb	29	1-2	0-0	8-10	5	1	3	0	2	10
1/24	at Charleston Sou.	24	0-6	0-2	3-4	4	2	2	0	0	3
1/27	High Point	29	4-10	1-4	1-2	2	0	2	1	1	10
2/3	at UNC Asheville	36	4-8	1-3	2-3	5	0	1	1	3	11
2/7	Charleston Sou.	24	6-10	0-3	2-2	0	0	1	0	0	14
2/10	at Longwood	32	3-7	2-4	0-2	3	1	3	0	3	8
2/14	at Radford	28	3-8	1-4	3-4	5	2	0	0	1	10
2/21	Presbyterian	20	1-3	1-2	0-2	1	1	2	1	0	3
2/24	USC Upstate	27	1-6	0-4	9-10	4	4	1	0	1	11
2/28	at High Point	33	1-5	0-1	4-6	3	1	2	0	0	6
3/2	Gardner-Webb	23	2-6	2-3	1-2	5	1	3	0	0	7



11

Kasen Harrison

Guard / 6-2 / 190 / Sr.
Beaumont, Texas
(Lamar)

CAREER HONORS

- 2023-24 Preseason All-Big South Second Team

EXTRA DRIBBLE

- Averaged 17.5 ppg, 3.5 rpg and 3.0 apg vs. Longwood this season
- Scored 26 points to go along with five rebounds and four assists in the 2023 Big South Tournament quarterfinal loss to Radford
- Has multiple steals in 11 games with 3 or more in seven games
- Ranks 7th in the Big South in steals per game (1.3)
- Has five or more assists in 13 games this season
- Reached 1,000 career points (1,100), becoming the 3rd Eagle this season to reach the benchmark
- Moved past 300 career assists (374) and has 223 as an Eagle
- Ranks 3rd in the Big South in assists per game at 3.7 (ranked 3rd last season at 3.8 per game)
- Scored double-figures in 11-of-16 league games
- Missed game with Toccoa Falls, but came back vs. Longwood to tie for a team-high 15 points in 40 minutes played
- Knocked down a career-best six threes as he was a perfect 6-for-6 behind the arc in win over Campbell (2/22/23)
- No Winthrop player in the last 19 seasons has been perfect behind the arc when making five or more in a game
- Transferred from Lamar where he was a two-year starter
- As a sophomore he battled his way through injuries and played 16 games
- In the 16 games he averaged 10.7 ppg, 3.0 rpg and 3.2 apg
- He led all freshmen in scoring in the Southland Conference after posting 13.1 ppg in his first season
- Also ranked 5th in the Southland for assists per game (4.0) and 7th in steals (1.48)
- Was a PHTX Top 100 prospect out of Texas (58th overall) and was rated the No. 6 player by RCSports.com

CAREER STATS

				Field Goals		3-Point		F-Throws		Rebounds									Scoring	
SEASON	TEAM	GP-GS	MIN/AVG	FG-FGA	FG%	3FG-3FGA	3FG%	FT-FTA	FT%	OFF	DEF	TOT	AVG	PF-FO	A	TO	BLK	STL	PTS	AVG
2020-21	Lamar	25-20	805/32.2	115-241	.477	15-31	.484	83-103	.806	23	47	70	2.8	62-0	100	72	1	37	328	13.1
2021-22	Lamar	16-12	470/29.4	62-163	.380	13-53	.245	34-46	.739	19	29	48	3.0	23-0	51	41	0	17	171	10.7
2022-23	Win	29-26	931/32.1	111-231	.481	28-62	.452	83-110	.755	5	66	71	2.4	73-3	111	71	5	34	333	11.5
2023-24	Win	30-28	940/31.3	111-259	.429	28-88	.318	97-129	.752	19	68	87	2.9	62-0	112	60	4	38	347	11.6
TOTAL FOR Win		59-54	1871/31.7	222-490	.453	56-150	.373	180-239	.753	24	134	158	2.7	135-3	223	131	9	72	680	11.5
TOTAL		100-86	3147/31.5	399-894	.446	84-234	.359	297-388	.765	66	210	276	2.8	220-3	374	244	10	126	1179	11.8

CAREER HIGHS

Points	26	vs. #3 Radford (3/3/23)
Minutes	46	two times
FGM	9	two times
FGA	16	Stephen F. Austin (2/27/21)
3PTFGM	6	Campbell (2/22/23)
3PTFGA	7	three times
FTM	11	at Furman (12/10/22)
FTA	14	at Longwood (1/7/23)
Rebounds	9	Wiley (11/9/21)
Assists	8	two times
Blocks	1	four times
Steals	4	four times
Turnovers	6	Texas A&M-CC (3/1/21)

BIG SOUTH HIGHS (regular season only)

Points	24	Campbell (2/22/23)
Minutes	46	Radford (1/13/24)
FGM	9	at Longwood (2/10/24)
FGA	15	Campbell (2/22/23)
3PTFGM	6	Campbell (2/22/23)
3PTFGAs	6	Campbell (2/22/23)
FTM	9	three times
FTA	14	at Longwood (1/7/23)
Rebounds	6	two times
Assists	7	USC Upstate (2/11/23)
Blocks	1	at Longwood (1/7/23)
Steals	3	four times
Turnovers	5	at Longwood (1/7/23)

2023-24 GAME-BY-GAME

DATE	OPPONENT	MIN	FG	3FG	FT	REB	AST	T/O	BLK	STL	PTS
11/6	at Clemson	32	5-10	2-2	3-4	4	2	2	0	0	15
11/8	Brevard	21	4-5	1-2	1-1	1	2	0	0	3	10
11/11	Drexel	35	5-8	1-2	8-13	5	1	0	0	0	19
11/17	Holy Cross	22	1-5	0-2	0-0	2	5	0	0	3	2
11/18	IUPUI	28	0-4	0-2	0-0	4	6	4	0	3	0
11/19	Elon	35	3-10	1-3	4-8	5	5	2	1	2	11
11/24	at Georgia	29	5-13	0-3	4-4	4	5	2	0	0	14
11/28	Bob Jones	23	4-5	2-3	0-0	2	5	2	0	4	10
12/2	at Coastal Carolina	31	5-15	3-7	4-5	5	6	0	1	0	17
12/5	Queens	25	6-13	0-3	5-8	4	3	4	0	0	17
12/10	at Little Rock	28	3-8	0-2	6-7	2	1	2	0	2	12
12/16	at Xavier	31	2-12	0-3	2-2	3	7	5	0	1	6
12/19	at South Carolina	33	1-8	1-3	1-2	3	4	2	0	2	4
12/22	at Florida State	33	1-8	1-4	5-8	2	5	4	0	0	8
12/29	Toccoa Falls	DNP									
1/3	Longwood	40	4-8	1-4	6-8	4	2	1	0	3	15
1/6	at USC Upstate	34	3-7	0-3	5-6	2	6	2	0	1	11
1/10	at Presbyterian	30	6-8	2-2	5-5	2	2	2	0	0	19
1/13	Radford	46	4-8	1-3	9-12	5	2	2	0	2	18
1/17	UNC Asheville	34	1-7	0-3	2-2	6	3	3	0	1	4
1/20	at Gardner-Webb	28	1-8	1-4	8-8	1	5	3	0	1	11
1/24	at Charleston Sou.	27	2-6	0-3	0-0	3	6	1	0	3	4
1/27	High Point	34	6-9	1-1	5-5	0	0	2	0	1	18
2/3	at UNC Asheville	37	7-13	2-5	3-5	4	5	1	0	1	19
2/7	Charleston Sou.	27	0-3	0-1	0-0	1	5	3	0	3	0
2/10	at Longwood	34	9-14	1-3	1-3	3	4	1	0	0	20
2/14	at Radford	34	5-7	2-2	1-1	3	4	0	1	1	13
2/21	Presbyterian	36	2-7	0-2	0-0	1	4	4	1	0	4
2/24	USC Upstate	21	3-7	1-2	2-2	1	1	2	0	1	9
2/28	at High Point	41	10-17	2-5	5-6	2	4	3	0	0	27
3/2	Gardner-Webb	32	3-6	2-4	2-4	3	2	1	0	0	10



12

K.J.
Doucet

Forward / 6-7 / 230 / Jr.
Austell, Ga.
(Fort Valley State)

CAREER HONORS

- 2022-23 SIAC Player of the Year
- 2022-23 All-SIAC First Team
- 2022-23 Div. II Conference Commissioner's Association (D2CCA) All-South Regional Team
- 2022-23 D2 HBCU All-America First Team
- 2021-22 SIAC Freshman of the Year

EXTRA DRIBBLE

- Averaged 12.5 ppg, 7.0 rpg in the two meetings with Longwood this year
- Shooting just 31 percent from the floor, 15 percent from three in the last three games
- Broke out of a shooting and scoring slump in a big way with a season-high 28 points at Charleston Southern as he was 11-of-12 shooting
- Eagles have won all five games in which Doucet has scored 20 or more points this season
- He took 15 shots in the game and missed just one (11-for-12 from field, 3-for-3 at foul line)
- It was his fourth 20-point game of the season and the Eagles have won all four games he's reached the mark (3-of-4 came on the road)
- Scored 20 or more points in a three-game stretch in December
- Ranks 18th in the Big South in scoring (12.7), 9th in free throw percentage (.736) and 14th in three-pointers per game (1.7)
- Scored nine points vs. Toccoa Falls to reach 1,100 career points (reached 1,000 at Coastal Carolina) and surpassed 1,200 in the home win over the Bucs
- Also hauled in a season-high nine boards in the game, just missing a double-double
- Scored 16 points vs. Bob Jones as he was perfect from the field, three-point line and free throw line (4-for-4)
- Transfer from Fort Valley State
- Scored double-figures in 28-of-29 games played last season and had 20 or more points in nine games
- Scored a career-high 31 points vs. Edward Waters in the final game of the season
- Led the team in scoring his freshman season as well as field goals made, three-point field goals made, free throws made, free throw percentage, total rebounds, defensive rebounds and rebounds per game

CAREER STATS

				Field Goals		3-Point		F-Throws		Rebounds										Scoring	
SEASON	TEAM	GP-GS	MIN/AVG	FG-FGA	FG%	3FG-3FGA	3FG%	FT-FTA	FT%	OFF	DEF	TOT	AVG	PF-FO	A	TO	BLK	STL	PTS	AVG	
2021-22	FVSU	28-28	803/28.7	133-332	.401	40-121	.331	106-137	.774	23	125	148	5.3	94-5	43	60	11	32	412	14.7	
2022-23	FVSU	29-29	845/29.1	149-358	.416	34-108	.315	152-201	.756	45	107	152	5.2	99-6	59	73	7	32	484	16.7	
2023-24	Win	31-29	748/24.1	126-284	.444	50-140	.357	88-123	.715	39	97	136	4.4	94-8	43	62	8	18	390	12.6	
TOTAL FOR Win		31-29	748/24.1	126-284	.444	50-140	.357	88-123	.715	39	97	136	4.4	94-8	43	62	8	18	390	12.6	
TOTAL		88-86	2396/27.2	408-974	.419	124-369	.336	346-461	.751	107	329	436	5.0	287-19	145	195	26	82	1286	14.6	

CAREER HIGHS

Points	31	Edward Waters (2/28/23)
Minutes	39	Edward Waters (2/28/23)
FGM	11	two times
FGA	28	Edward Waters (2/28/23)
3PTFGM	4	four times
3PTFGA	10	three times
FTM	13	Edward Waters (2/28/23)
FTA	17	Edward Waters (2/28/23)
Rebounds	13	Kentucky St. (2/28/22)
Assists	5	three times
Blocks	3	Savannah St (2/9/22)
Steals	4	two times
Turnovers	6	Univ. of Ft. Lauderdale (12/30/22)

BIG SOUTH HIGHS (regular season only)

Points	28	at Charleston Southern (1/24/24)
Minutes	32	UNC Asheville (1/6/24)
FGM	11	two times
FGA	17	at Radford (2/15/24)
3PTFGM	3	three times
3PTFGAs	10	UNC Asheville (1/18/24)
FTM	8	at Longwood (2/10/24)
FTA	11	at Longwood (2/10/24)
Rebounds	8	Charleston Southern (2/7/24)
Assists	4	at Charleston Southern (1/24/24)
Blocks	2	at USC Upstate (1/6/24)
Steals	4	UNC Asheville (1/18/24)
Turnovers	5	Longwood (1/3/24)

2023-24 GAME-BY-GAME

DATE	OPPONENT	MIN	FG	3FG	FT	REB	AST	T/O	BLK	STL	PTS
11/6	at Clemson	28	3-10	2-7	4-4	3	0	3	0	0	12
11/8	Brevard	19	7-8	2-2	1-1	5	3	2	0	0	17
11/11	Drexel	24	3-8	1-4	2-2	3	3	4	0	2	9
11/17	Holy Cross	22	4-7	2-4	5-6	5	1	3	0	0	15
11/18	IUPUI	26	6-11	1-3	3-6	6	0	3	0	0	16
11/19	Elon	8	1-4	0-1	0-0	1	1	0	0	0	2
11/24	at Georgia	22	3-8	0-2	4-5	0	2	0	0	1	10
11/28	Bob Jones	24	4-4	4-4	4-4	2	5	2	0	2	16
12/2	at Coastal Carolina	30	8-17	4-10	2-4	9	1	1	0	0	22
12/5	Queens	30	6-12	2-3	7-8	3	1	3	0	1	21
12/10	at Little Rock	25	6-8	4-5	4-6	5	1	3	0	1	20
12/16	at Xavier	27	4-9	1-4	1-2	2	1	2	0	1	10
12/19	at South Carolina	34	4-14	3-10	5-6	5	1	1	2	1	16
12/22	at Florida State	19	2-8	2-4	3-4	4	0	2	0	0	9
12/29	Toccoa Falls	21	2-6	1-4	4-4	8	4	1	0	0	9
1/3	Longwood	17	3-8	0-3	4-6	7	1	5	0	0	10
1/6	at USC Upstate	27	4-9	3-6	4-6	3	1	4	2	1	15
1/10	at Presbyterian	30	2-6	1-3	4-4	6	2	2	0	0	9
1/13	Radford	12	0-4	0-2	0-2	0	0	1	0	0	0
1/17	UNC Asheville	32	3-13	3-10	0-0	4	2	3	0	4	9
1/20	at Gardner-Webb	14	2-6	0-2	5-7	4	0	2	0	0	9
1/24	at Charleston Sou.	28	11-12	3-4	3-3	3	4	0	0	0	28
1/27	High Point	17	5-7	0-0	1-3	6	1	3	0	0	11
2/3	at UNC Asheville	19	2-12	2-7	0-0	4	1	1	0	0	6
2/7	Charleston Sou.	26	5-13	2-6	1-2	8	2	3	1	2	13
2/10	at Longwood	27	3-7	1-5	8-11	7	0	2	0	1	15
2/14	at Radford	26	11-17	3-6	0-0	5	1	1	0	0	25
2/21	Presbyterian	26	4-10	1-6	0-0	2	1	3	0	0	9
2/24	USC Upstate	26	2-5	0-2	2-4	7	0	1	1	0	6
2/28	at High Point	33	5-14	2-7	5-9	5	1	0	1	1	17
3/2	Gardner-Webb	25	1-7	0-4	2-4	5	2	1	1	0	4



13

Clay
Howard

Guard / 6-3 / 180 / So.
Aiken, S.C.
(Aiken H.S.)

CAREER HONORS

EXTRA DRIBBLE

- Played two minutes in the win at Charleston Southern, scoring on a runner in the paint for his first career points in a Big South contest
- Scored a career-high eight points in four minutes off the bench vs. Toccoa Falls
- Hit multiple threes in a game for first time in his collegiate career
- Off the bench for a season-high five minutes vs. Brevard
- In 2022-23 he played a career-high 10 minutes vs. Toccoa Falls and scored first collegiate points with a three
- Saw first action in final minute of win over Eastern Michigan
- Was a team captain in high school and graduated Magna Cum Laude

2023-24 GAME-BY-GAME

DATE	OPPONENT	MIN	FG	3FG	FT	REB	AST	T/O	BLK	STL	PTS
11/6	at Clemson	DNP									
11/8	Brevard	5	0-2	0-1	0-0	1	0	0	0	1	0
11/11	Drexel	DNP									
11/17	Holy Cross	2	0-1	0-0	0-0	1	0	0	0	0	0
11/18	IUPUI	0	0-0	0-0	1-2	0	0	0	0	1	1
11/19	Elon	DNP									
11/24	at Georgia	DNP									
11/28	Bob Jones	4	0-2	0-0	0-0	0	0	0	0	0	0
12/2	at Coastal Carolina	DNP									
12/5	Queens	DNP									
12/10	at Little Rock	DNP									
12/16	at Xavier	DNP									
12/19	at South Carolina	DNP									
12/22	at Florida State	DNP									
12/29	Toccoa Falls	4	3-5	2-4	0-1	0	0	0	0	1	8
1/3	Longwood	DNP									
1/6	at USC Upstate	DNP									
1/10	at Presbyterian	DNP									
1/13	Radford	DNP									
1/17	UNC Asheville	DNP									
1/20	at Gardner-Webb	DNP									
1/24	at Charleston Sou.	2	1-1	0-0	0-0	0	0	0	0	0	2
1/27	High Point	DNP									
2/3	at UNC Asheville	DNP									
2/7	Charleston Sou.	1	0-0	0-0	0-0	0	0	0	0	0	0
2/10	at Longwood	DNP									
2/14	at Radford	DNP									
2/21	Presbyterian	DNP									
2/24	USC Upstate	DNP									
2/28	at High Point	DNP									
3/2	Gardner-Webb	DNP									

CAREER STATS

				Field Goals		3-Point		F-Throws		Rebounds				Scoring						
SEASON	TEAM	GP-GS	MIN/AVG	FG-FGA	FG%	3FG-3FGA	3FG%	FT-FTA	FT%	OFF	DEF	TOT	AVG	PF-FO	A	TO	BLK	STL	PTS	AVG
2022-23	Win	3-0	11/3.6	1-3	.333	1-3	.333	0-0	.000	0	1	1	0.3	2-0	0	1	0	1	3	1.0
2023-24	Win	7-0	19/2.7	4-11	.364	2-5	.400	1-3	.333	0	2	2	0.3	1-0	0	0	0	3	11	1.6
TOTAL		10-0	30/3.0	5-14	.357	3-8	.375	1-3	.333	0	3	3	0.3	3-0	0	1	0	4	14	1.4

CAREER HIGHS

Points	3	Toccoa Falls (11/29/22)
Minutes	10	Toccoa Falls (11/29/22)
FGM	1	Toccoa Falls (11/29/22)
FGA	3	Toccoa Falls (11/29/22)
3PTFGM	1	Toccoa Falls (11/29/22)
3PTFGAs	3	Toccoa Falls (11/29/22)
FTM	1	IUPUI (11/18/23)
FTA	2	IUPUI (11/18/23)
Rebounds	1	three times
Assists		
Blocks		
Steals	1	three times
Turnovers	1	Toccoa Falls (11/29/22)

BIG SOUTH HIGHS (regular season only)

Points	2	at Charleston Southern (1/24/24)
Minutes	2	at Charleston Southern (1/24/24)
FGM	1	at Charleston Southern (1/24/24)
FGA	1	at Charleston Southern (1/24/24)
3PTFGM		
3PTFGAs		
FTM		
FTA		
Rebounds		
Assists		
Blocks		
Steals		
Turnovers		



14

Noah Van Bibber

Guard / 6-5 / 185 / Fr.
Debary, Fla.
(Concord Academy)

CAREER HONORS

- Big South Conference Player of the Week (Nov. 20)

EXTRA DRIBBLE

- Saw significant minutes for the first time in league play in Saturday's win over USC Upstate
- Came off the bench for eight points, knocking down two triples
- Is just 7-for-35 behind the arc over the last 12 games he's played
- Played eight minutes off the bench at Coastal Carolina, but was 0-for-3 behind the arc (first game he played he didn't knock down a three)
- Came off the bench to score a career-high 22 points in the win over Holy Cross
- Knocked down six threes in the game
- Was the first Winthrop freshman with a 20-point game since D.J. Burns Jr. had 23 at Charleston Southern on Jan. 30, 202
- The last freshman guard to score 20 or more points was Russell Jones Jr. on Dec. 12, 2019 vs. Elon

2023-24 GAME-BY-GAME

DATE	OPPONENT	MIN	FG	3FG	FT	REB	AST	T/O	BLK	STL	PTS
11/6	at Clemson	DNP									
11/8	Brevard	19	1-5	1-4	3-4	5	0	0	0	0	6
11/11	Drexel	DNP									
11/17	Holy Cross	18	6-9	6-8	4-4	3	0	0	0	0	22
11/18	IUPUI	16	2-5	2-5	2-2	2	1	1	0	0	8
11/19	Elon	14	3-5	1-3	1-1	1	0	0	0	0	8
11/24	at Georgia	18	2-5	1-4	0-0	1	0	0	0	0	5
11/28	Bob Jones	13	2-8	1-6	0-0	3	0	2	0	0	5
12/2	at Coastal Carolina	8	0-4	0-3	0-0	0	0	0	0	0	0
12/5	Queens	9	0-2	0-2	0-0	2	0	1	0	1	0
12/10	at Little Rock	9	2-6	1-3	0-0	3	0	2	0	0	5
12/16	at Xavier	2	0-1	0-1	0-0	0	0	0	0	0	0
12/19	at South Carolina	2	0-1	0-0	0-0	0	0	0	0	0	0
12/22	at Florida State	5	0-1	0-0	0-0	0	0	0	0	0	0
12/29	Toccoa Falls	12	0-7	0-7	0-0	1	1	0	0	0	0
1/3	Longwood	DNP									
1/6	at USC Upstate	DNP									
1/10	at Presbyterian	DNP									
1/13	Radford	DNP									
1/17	UNC Asheville	DNP									
1/20	at Gardner-Webb	DNP									
1/24	at Charleston Sou.	3	0-2	0-1	0-0	0	0	1	0	0	0
1/27	High Point	DNP									
2/3	at UNC Asheville	DNP									
2/7	Charleston Sou.	1	1-2	1-2	0-0	1	0	0	0	0	3
2/10	at Longwood	DNP									
2/14	at Radford	DNP									
2/21	Presbyterian	DNP									
2/24	USC Upstate	9	2-3	2-3	2-3	0	0	0	0	0	8
2/28	at High Point	2	0-0	0-0	0-0	0	0	0	0	0	0
3/2	Gardner-Webb	1	0-0	0-0	0-0	0	0	0	0	0	0

CAREER STATS

				Field Goals		3-Point		F-Throws		Rebounds									Scoring	
SEASON	TEAM	GP-GS	MIN/AVG	FG-FGA	FG%	3FG-3FGA	3FG%	FT-FTA	FT%	OFF	DEF	TOT	AVG	PF-FO	A	TO	BLK	STL	PTS	AVG
2023-24	Win	18-0	159/8.8	21-66	.318	16-52	.308	12-14	.857	10	12	22	1.2	29-0	2	7	0	1	70	3.9
TOTAL		18-0	159/8.8	21-66	.318	16-52	.308	12-14	.857	10	12	22	1.2	29-0	2	7	0	1	70	3.9

CAREER HIGHS

Points	22	Holy Cross (11/17/23)
Minutes	19	Brevard (11/8/23)
FGM	6	Holy Cross (11/17/23)
FGA	9	Holy Cross (11/17/23)
3PTFGM	6	Holy Cross (11/17/23)
3PTFGAs	8	Holy Cross (11/17/23)
FTM	4	Holy Cross (11/17/23)
FTA	4	Holy Cross (11/17/23)
Rebounds	5	Brevard (11/8/23)
Assists	1	two times
Blocks		
Steals	1	Queens (12/5/23)
Turnovers	2	two times

BIG SOUTH HIGHS (regular season only)

Points	8	USC Upstate (2/24/24)
Minutes	9	USC Upstate (2/24/24)
FGM	2	USC Upstate (2/24/24)
FGA	3	USC Upstate (2/24/24)
3PTFGM	2	USC Upstate (2/24/24)
3PTFGAs	3	USC Upstate (2/24/24)
FTM	2	USC Upstate (2/24/24)
FTA	3	USC Upstate (2/24/24)
Rebounds	1	Charleston Southern (2/7/24)
Assists		
Blocks		
Steals		
Turnovers	1	at Charleston Southern (1/24/24)



21

Henry Harrison

Guard / 5-11 / 175 / Fr.
Lewisburg, Pa.
(Lewisburg H.S.)

CAREER HONORS

- Has made all of his three-point attempts (3-for-3)
- Had a season-high four minutes vs. Brevard/vs. Toccoa Falls
- Lettered in soccer (4 yrs.) and basketball (3 yrs.) at Lewisburg H.S.
- Was team captain in 2023 and named to First Team All-Conference

EXTRA DRIBBLE

2023-24 GAME-BY-GAME

DATE	OPPONENT	MIN	FG	3FG	FT	REB	AST	T/O	BLK	STL	PTS
11/6	at Clemson	DNP									
11/8	Brevard	4	1-1	1-1	0-0	0	0	1	0	0	3
11/11	Drexel	DNP									
11/17	Holy Cross	2	1-1	1-1	0-0	0	0	1	0	0	3
11/18	IUPUI	0	0-0	0-0	0-0	0	0	0	0	0	0
11/19	Elon	DNP									
11/24	at Georgia	DNP									
11/28	Bob Jones	3	0-0	0-0	0-0	0	1	1	0	0	0
12/2	at Coastal Carolina	DNP									
12/5	Queens	DNP									
12/10	at Little Rock	DNP									
12/16	at Xavier	DNP									
12/19	at South Carolina	DNP									
12/22	at Florida State	DNP									
12/29	Toccoa Falls	4	1-1	1-1	0-0	0	0	0	0	0	3
1/3	Longwood	DNP									
1/6	at USC Upstate	DNP									
1/10	at Presbyterian	DNP									
1/13	Radford	DNP									
1/17	UNC Asheville	DNP									
1/20	at Gardner-Webb	DNP									
1/24	at Charleston Sou.	2	0-0	0-0	0-0	0	0	0	0	0	0
1/27	High Point	DNP									
2/3	at UNC Asheville	DNP									
2/7	Charleston Sou.	1	0-0	0-0	0-0	0	0	0	0	1	0
2/10	at Longwood	DNP									
2/14	at Radford	DNP									
2/21	Presbyterian	DNP									
2/24	USC Upstate	DNP									
2/28	at High Point	DNP									
3/2	Gardner-Webb	DNP									

CAREER STATS

				Field Goals		3-Point		F-Throws		Rebounds								Scoring		
SEASON	TEAM	GP-GS	MIN/AVG	FG-FGA	FG%	3FG-3FGA	3FG%	FT-FTA	FT%	OFF	DEF	TOT	AVG	PF-FO	A	TO	BLK	STL	PTS	AVG
2023-24	Win	7-0	16/2.3	3-3	1.000	3-3	1.000	0-0	.000	0	0	0	0.0	0-0	1	3	0	1	9	1.3
TOTAL		7-0	16/2.3	3-3	1.000	3-3	1.000	0-0	.000	0	0	0	0.0	0-0	1	3	0	1	9	1.3

CAREER HIGHS

Points 3 three times

Minutes 4 two times

FGM 1 three times

FGA 1 three times

3PTFGM 1 three times

3PTFGAs 1 three times

FTM

FTA

Rebounds

Assists 1 Bob Jones (11/28/23)

Blocks

Steals 1 Charleston Southern (2/7/24)

Turnovers 1 three times

BIG SOUTH HIGHS (regular season only)

Points

Minutes 2 at Charleston Southern (1/24/24)

FGM

FGA

3PTFGM

3PTFGAs

FTM

FTA

Rebounds

Assists

Blocks

Steals 1 Charleston Southern (2/7/24)

Turnovers



23

Michael
Moore

Forward / 6-10 / 220 / So.
Hermitage, Pa.
(IMG Academy)

CAREER HONORS

EXTRA DRIBBLE

- Played a season-high 14 minutes vs. Brevard, finishing with a season-high four points, two blocks and two steals
- Pulled down a season-high five rebounds vs. Bob Jones
- Posted career-high eight points and hauled in career-best 11 boards in the win over Toccoa Falls last season
- Also set a career-high in blocks with four against Toccoa Falls
- Member of a state championship team as a freshman
- Played at IMG Academy

2023-24 GAME-BY-GAME

DATE	OPPONENT	MIN	FG	3FG	FT	REB	AST	T/O	BLK	STL	PTS
11/6	at Clemson	DNP									
11/8	Brevard	14	2-2	0-0	0-1	3	0	1	2	2	4
11/11	Drexel	DNP									
11/17	Holy Cross	7	1-3	0-0	0-0	1	0	0	0	0	2
11/18	IUPUI	2	0-0	0-0	1-2	0	0	0	0	0	1
11/19	Elon	0	0-0	0-0	0-0	0	0	0	0	0	0
11/24	at Georgia	DNP									
11/28	Bob Jones	6	1-1	0-0	0-0	5	0	0	1	0	2
12/2	at Coastal Carolina	DNP									
12/5	Queens	DNP									
12/10	at Little Rock	DNP									
12/16	at Xavier	DNP									
12/19	at South Carolina	DNP									
12/22	at Florida State	DNP									
12/29	Toccoa Falls	16	6-8	0-0	0-2	4	0	0	0	1	12
1/3	Longwood	DNP									
1/6	at USC Upstate	DNP									
1/10	at Presbyterian	DNP									
1/13	Radford	DNP									
1/17	UNC Asheville	DNP									
1/20	at Gardner-Webb	DNP									
1/24	at Charleston Sou.	3	0-0	0-0	0-1	0	0	0	0	0	0
1/27	High Point	DNP									
2/3	at UNC Asheville	DNP									
2/7	Charleston Sou.	3	0-0	0-0	0-1	0	0	0	0	0	0
2/10	at Longwood	DNP									
2/14	at Radford	DNP									
2/21	Presbyterian	DNP									
2/24	USC Upstate	DNP									
2/28	at High Point	DNP									
3/2	Gardner-Webb	DNP									

CAREER STATS

				Field Goals		3-Point		F-Throws		Rebounds									Scoring	
SEASON	TEAM	GP-GS	MIN/AVG	FG-FGA	FG%	3FG-3FGA	3FG%	FT-FTA	FT%	OFF	DEF	TOT	AVG	PF-FO	A	TO	BLK	STL	PTS	AVG
2022-23	Win	25-1	179/7.2	10-18	.556	0-0	.000	2-5	.400	10	36	46	1.8	28-0	3	12	13	3	22	0.9
2023-24	Win	7-0	49/6.9	10-14	.714	0-0	.000	1-6	.167	6	7	13	1.9	3-0	0	1	3	3	21	3.0
TOTAL		32-1	228/7.1	20-32	.625	0-0	.000	3-11	.273	16	43	59	1.8	31-0	3	13	16	6	43	1.3

CAREER HIGHS

Points	12	Toccoa Falls (12/29/23)
Minutes	27	Toccoa Falls (11/29/22)
FGM	6	Toccoa Falls (12/29/23)
FGA	8	Toccoa Falls (12/29/23)
3PTFGM	n/a	
3PTFGA	n/a	
FTM	1	three times
FTA	2	four times
Rebounds	11	Toccoa Falls (11/29/22)
Assists	1	three times
Blocks	4	Toccoa Falls (11/29/22)
Steals	2	Brevard (11/8/23)
Turnovers	3	Toccoa Falls (11/29/22)

BIG SOUTH HIGHS (regular season only)

Points	3	at Presbyterian College (1/28/23)
Minutes	14	Presbyterian College (1/4/23)
FGM	1	two times
FGA	2	at Presbyterian College (1/28/23)
3PTFGM		
3PTFGAs		
FTM	1	two times
FTA	2	two times
Rebounds	4	at Presbyterian College (1/28/23)
Assists		
Blocks	2	at Presbyterian College (1/28/23)
Steals		
Turnovers	1	three times



33

Chase Claxton

Forward / 6-7 / 185 / Jr.
Greenville, S.C.
(Legacy Early College)

CAREER HONORS

EXTRA DRIBBLE

- Playing in his 11th Big South Tournament contest and has averaged 4.9 ppg, 3.5 rpg and 1.1 bpg over his conference tournament career
- Reached 500 career rebounds with five at High Point
- Has eight games where he has at least one assist, block and steal
- Had one of his best stat lines of the season in the first meeting with PC
- Scored a season-high 12 points while shooting 3-for-3 from the floor, 2-for-2 behind the arc, 4-for-4 at the foul line and blocking two shots and getting three steals
- Against Longwood, he set the program record for career games played with 134 (now has 147, 2nd all-time in league history)
- In his career he had 115 offensive rebounds in 86 Big South regular season games
- Is only the second player in program history with 500 rebounds, 100 blocks and 100 steals (other is Xavier Cooks)
- Hauled in six rebounds at Florida State to reach 500 career rebounds (20th player in program history with 500 or more)
- Runner-up in voting for Big South Defensive Player of the Year in 2022-23
- Last season he set single-season career-highs in three-point field goals, rebounds per game, assists, steals, and blocks
- Didn't hit a three in first two seasons, but was 2-for-3 behind the arc in the 2020-21 season opener
- 2020-21 season-high 14 points in the win over Campbell on Dec. 31, 2020
- In 2019-20 he had 115 free throw attempts, 2nd most by any freshman in program history
- His 66 made free throws were the 3rd most by a Winthrop freshman
- Was one of about 6-7 D1 prospects that played for Legacy Early College
- As a senior he averaged 9.2 points, 5.1 rebounds, 2.7 assists, 1.7 blocks and 1.4 steals for Legacy Early College
- Father Charles Claxton played basketball for the University of Georgia and was a second round pick of the Phoenix Suns
- His brother Nicolas Claxton plays for the Brooklyn Nets

CAREER STATS

				Field Goals		3-Point		F-Throws		Rebounds											Scoring	
SEASON	TEAM	GP-GS	MIN/AVG	FG-FGA	FG%	3FG-3FGA	3FG%	FT-FTA	FT%	OFF	DEF	TOT	AVG	PF-FO	A	TO	BLK	STL	PTS	AVG		
2019-20	Win	34-15	702/20.6	85-110	.773	0-5	.000	66-115	.574	59	71	130	3.8	94-4	19	19	16	18	236	6.9		
2020-21	Win	23-1	449/19.5	37-63	.587	0-7	.000	24-38	.632	41	41	82	3.6	48-1	7	10	16	16	98	4.3		
2021-22	Win	30-11	679/22.6	43-84	.512	4-18	.222	27-47	.574	40	73	113	3.8	60-0	21	19	23	18	117	3.9		
2022-23	Win	29-29	878/30.3	47-94	.500	14-42	.333	37-56	.661	42	83	125	4.3	72-3	31	29	36	33	145	5.0		
2023-24	Win	31-25	679/21.9	29-63	.460	8-33	.242	28-47	.596	32	79	111	3.6	57-2	20	9	27	24	94	3.0		
TOTAL		147-81	3387/23.0	241-414	.582	26-105	.248	182-303	.601	214	347	561	3.8	331-10	98	86	118	109	690	4.7		

CAREER HIGHS

Points	19	UNC Asheville (2/1/20)
Minutes	38	Campbell (2/22/23)
FGM	7	UNC Asheville (2/1/20)
FGA	10	Converse (12/31/21)
3PTFGM	2	five times
3PTFGA	4	two times
FTM	6	Mid-Atlantic Christian (11/16/19)
FTA	10	UNC Asheville (2/1/20)
Rebounds	10	Converse (12/31/21)
Assists	4	Piedmont (11/9/22)
Blocks	5	S.C. State (12/6/22)
Steals	4	UNC Asheville (1/13/22)
Turnovers	3	seven times

BIG SOUTH HIGHS (regular season only)

Points	19	UNC Asheville (2/1/20)
Minutes	38	Campbell (2/22/23)
FGM	7	UNC Asheville (2/1/20)
FGA	8	two times
3PTFGM	2	three times
3PTFGA	4	two times
FTM	6	Gardner-Webb (1/11/20)
FTA	10	UNC Asheville (2/1/20)
Rebounds	9	four times
Assists	3	two times
Blocks	3	two times
Steals	4	UNC Asheville (1/13/22)
Turnovers	3	five times

2023-24 GAME-BY-GAME

DATE	OPPONENT	MIN	FG	3FG	FT	REB	AST	T/O	BLK	STL	PTS
11/6	at Clemson	22	1-2	0-0	2-3	3	0	0	0	1	4
11/8	Brevard	20	1-1	0-0	0-0	0	0	0	2	1	2
11/11	Drexel	27	0-1	0-1	3-4	1	0	0	1	0	3
11/17	Holy Cross	21	1-2	0-1	1-1	3	1	0	0	0	3
11/18	IUPUI	19	0-0	0-0	1-2	4	0	0	0	1	1
11/19	Elon	27	2-3	0-1	1-2	3	0	0	1	0	5
11/24	at Georgia	21	0-1	0-1	0-0	1	0	1	1	1	0
11/28	Bob Jones	16	1-1	0-0	0-0	0	0	1	0	1	2
12/2	at Coastal Carolina	21	0-6	0-3	0-0	8	2	0	1	1	0
12/5	Queens	17	1-4	0-3	0-0	1	0	0	1	0	2
12/10	at Little Rock	29	1-2	0-0	0-0	6	2	0	0	0	2
12/16	at Xavier	22	2-4	0-0	1-2	7	2	0	0	0	5
12/19	at South Carolina	27	1-1	0-0	0-1	7	1	1	1	1	2
12/22	at Florida State	20	0-0	0-0	1-2	6	0	1	2	2	1
12/29	Toccoa Falls	24	3-5	0-1	3-4	8	3	0	1	1	9
1/3	Longwood	27	1-3	0-2	0-0	6	0	0	3	1	2
1/6	at USC Upstate	23	1-1	0-0	0-2	4	1	0	1	0	2
1/10	at Presbyterian	22	3-3	2-2	4-4	4	0	0	2	3	12
1/13	Radford	37	1-3	0-2	0-0	7	3	0	0	3	2
1/17	UNC Asheville	24	2-2	2-2	1-2	2	1	0	1	1	7
1/20	at Gardner-Webb	25	2-2	2-2	0-2	2	0	0	1	0	6
1/24	at Charleston Sou.	19	0-0	0-0	0-0	2	0	0	0	0	0
1/27	High Point	16	0-0	0-0	0-0	2	0	0	1	0	0
2/3	at UNC Asheville	20	0-4	0-3	2-2	2	1	0	1	1	2
2/7	Charleston Sou.	17	1-2	1-2	1-2	2	0	0	1	0	4
2/10	at Longwood	18	0-1	0-1	0-1	2	0	2	0	0	0
2/14	at Radford	15	0-3	0-3	2-2	2	0	0	1	0	2
2/21	Presbyterian	16	0-0	0-0	0-0	3	0	0	0	0	0
2/24	USC Upstate	20	1-1	0-0	1-2	4	2	0	1	1	3
2/28	at High Point	26	2-3	0-1	4-6	5	1	2	1	1	8
3/2	Gardner-Webb	22	1-2	1-2	0-1	4	0	1	2	3	3



40

Alex Timmerman

Center / 6-10 / 270 / Gr.
Crystal Lake, Ill.
(Bucknell)

CAREER HONORS

- Named to the All-Tournament Team at the Sunshine Slam (2022-23)
- Named the Patriot League Player of the Week (Nov. 29)

EXTRA DRIBBLE

- Contributing 6.2 ppg, 3.4 rpg over the last five games (16.0 minutes per game)
- On the year he's averaging 7.1 ppg, 4.4 rpg in 23 games off the bench
- Reached 500 career rebounds in the game at Longwood
- Posted first double-figure game of 2024 with 17 off the bench at Charleston Southern in which he was 8-of-10 from the floor
- Eagles are 6-1 in games this season when he posts double-figures
- Played in his 100th career game at FSU
- Posted first double-double as an Eagle with 21 points, 10 rebounds at Coastal Carolina
- Had a steal late in the game and made two free throws with 5.8 seconds left to help secure a win at CCU
- Scored 19 points against Bob Jones as he was 7-for-7 at the foul line
- Was a co-captain at Bucknell last year and posted 20 games in double-figures
- Scored a career-high 27 points vs. Lehigh and posting a double-double with 10 boards
- Recorded seven double-doubles in 2022-23
- Pulled down a career-high 14 rebounds vs. St. Francis (Pa.)
- Finished second in the Patriot League in rebounding (7.2) and 6th in total offensive rebounds
- Received the Bucknell Athletic Department Edward W. Pangburn Award
- Named to the Patriot League Honor Roll
- In 2021-22 he finished 2nd in the Patriot League in field goal percentage (.599)
- His .599 field goal percentage was 8th best in program history for a single-season

CAREER STATS

				Field Goals		3-Point		F-Throws		Rebounds				Scoring						
SEASON	TEAM	GP-GS	MIN/AVG	FG-FGA	FG%	3FG-3FGA	3FG%	FT-FTA	FT%	OFF	DEF	TOT	AVG	PF-FO	A	TO	BLK	STL	PTS	AVG
2019-20	Buck	15-0	82/5.5	8-16	.500	1-3	.333	2-5	.400	6	9	15	1.0	16-2	3	6	2	3	19	1.3
2020-21	Buck	8-0	54/6.7	4-11	.364	1-4	.250	2-4	.500	3	7	10	1.3	7-0	2	1	1	0	11	1.4
2021-22	Buck	32-10	605/18.9	97-162	.599	4-9	.444	43-56	.768	38	99	137	4.3	47-0	23	39	10	6	241	7.5
2022-23	Buck	32-32	895/28.0	140-269	.520	3-16	.188	83-112	.741	60	169	229	7.2	63-0	57	50	20	23	366	11.4
2023-24	Win	30-7	551/18.4	84-159	.528	4-17	.235	53-63	.841	35	92	127	4.2	42-1	22	18	5	7	225	7.5
TOTAL FOR Win		30-7	551/18.4	84-159	.528	4-17	.235	53-63	.841	35	92	127	4.2	42-1	22	18	5	7	225	7.5
TOTAL		117-49	2186/18.7	333-617	.540	13-49	.265	183-240	.763	142	376	518	4.4	175-3	107	114	38	39	862	7.4

CAREER HIGHS

Points	27	Lehigh (1/5/23)
Minutes	n/a	
FGM	12	Lehigh (1/5/23)
FGA	18	Lehigh (1/5/23)
3PTFGM	1	12 times
3PTFGAs	4	at Colgate (1/14/23)
FTM	7	two times
FTA	8	at Saint Peter's (11/15/22)
Rebounds	14	St. Francis (Pa.) (11/30/22)
Assists	5	at Loyola-Md. (1/28/23)
Blocks	3	two times
Steals	2	seven times
Turnovers	n/a	

BIG SOUTH HIGHS (regular season only)

Points	17	at Charleston Southern (1/24/24)
Minutes	22	at Radford (2/15/24)
FGM	8	at Charleston Southern (1/24/24)
FGA	10	at Charleston Southern (1/24/24)
3PTFGM	1	at Charleston Southern (1/24/24)
3PTFGAs	1	five times
FTM	2	three times
FTA	2	three times
Rebounds	6	High Point (1/27/24)
Assists	1	five times
Blocks	1	two times
Steals	2	Charleston Southern (2/7/24)
Turnovers	2	at Charleston Southern (1/24/24)

2023-24 GAME-BY-GAME

DATE	OPPONENT	MIN	FG	3FG	FT	REB	AST	T/O	BLK	STL	PTS
11/6	at Clemson	27	1-4	0-0	4-5	7	1	0	0	0	6
11/8	Brevard	DNP									
11/11	Drexel	16	2-4	0-0	0-0	5	0	0	0	0	4
11/17	Holy Cross	17	3-6	0-0	2-2	2	3	0	0	0	8
11/18	IUPUI	17	2-3	0-0	2-3	6	0	1	0	0	6
11/19	Elon	18	2-3	0-0	2-2	5	1	1	0	1	6
11/24	at Georgia	17	3-8	0-0	0-0	7	0	0	0	0	6
11/28	Bob Jones	19	6-9	0-0	7-7	5	0	0	0	0	19
12/2	at Coastal Carolina	26	7-10	1-1	6-7	10	0	1	0	1	21
12/5	Queens	24	5-9	0-1	4-5	8	3	0	0	1	14
12/10	at Little Rock	26	5-7	0-0	5-5	6	0	2	1	0	15
12/16	at Xavier	23	2-3	0-1	0-0	4	2	0	0	0	4
12/19	at South Carolina	28	3-5	1-1	6-7	0	3	1	1	0	13
12/22	at Florida State	26	2-6	0-0	0-0	9	0	1	0	0	4
12/29	Toccoa Falls	21	7-7	0-0	2-2	5	3	0	0	0	16
1/3	Longwood	18	0-2	0-1	2-2	1	1	0	0	0	2
1/6	at USC Upstate	15	0-1	0-1	0-0	4	0	1	0	0	0
1/10	at Presbyterian	15	1-5	0-1	2-2	5	1	0	0	0	4
1/13	Radford	17	2-5	0-0	1-2	2	0	1	1	0	5
1/17	UNC Asheville	12	0-1	0-0	2-2	3	0	0	0	0	2
1/20	at Gardner-Webb	14	1-4	0-1	0-0	0	0	1	0	0	2
1/24	at Charleston Sou.	21	8-10	1-1	0-0	3	0	2	0	1	17
1/27	High Point	14	3-8	0-1	2-4	6	1	0	0	0	8
2/3	at UNC Asheville	10	2-4	0-0	0-0	0	1	0	0	0	4
2/7	Charleston Sou.	21	3-6	0-0	2-2	4	0	0	1	2	8
2/10	at Longwood	10	0-1	0-1	0-0	3	0	1	0	0	0
2/14	at Radford	22	3-4	0-0	0-0	1	1	1	0	1	6
2/21	Presbyterian	13	3-6	0-0	0-0	4	0	2	0	0	6
2/24	USC Upstate	11	2-4	0-1	2-4	5	0	2	0	0	6
2/28	at High Point	13	2-4	0-0	0-0	4	0	0	0	0	4
3/2	Gardner-Webb	21	4-10	1-4	0-0	3	1	0	1	0	9